Thomas Jefferson Planning District Commission

Charlottesville/Albemarle MPO

Charlottesville-Albemarle
Metropolitan Planning Organization (CA-MPO)
Technical Committee
Tuesday, December 1, 2026, 10:00 am – 12:00 pm
In-Person
407 E. Water Street, Charlottesville, VA, 22902

AGENDA

For Remote Participation in Compliance with Adopted Remote Meeting Policy, Guest Speakers, and Members of Public
Join Zoom Meeting
https://us02web.zoom.us/j/82599960160
Meeting ID: 825 9996 0160 and **Dial in** +1-309-205-3325

Item	*Description*	*Time*
1	**Call to Order** a. Call to Order, Roll Call – *Chair, Ben Chambers & Eamon Lauster* b. *Remote participation of voting members	10:00 – 10:05
2	**Matters from the Public –** *Chair, Ben Chambers* Members of the public are welcome to provide comment on any public-interest, transportation-related topic, including items listed on this agenda – *(limit three minutes per speaker)*	10:05 – 10:10
3	**General Administration** – *Chair, Ben Chambers* a. *Review and Acceptance of Agenda b. *Approval of October 6, 2026, Meeting Minutes	10:10 – 10:15
4	**New Business** – *Chair, Ben Chambers* a. FY27 Federal Performance Targets – *Taylor Lowery* i. Presentation ii. Staff Memo b. CA-MPO FFY26 Annual Obligation Report – *Taylor Lowery* i. FY26 Annual Obligation Report	10:20 – 10:50 10:50 – 11:00
5	**Staff Updates** a. Staff Updates – *Taylor Lowery* i. Staff Report	11:00 – 11:05
6	**Other Business** a. Roundtable Updates b. Next Regular Meeting: February 2, 2027, at 10:00 a.m.	11:05 – 11:25
7	**Additional Matters from the Public** Members of the public are welcome to provide comment on any public-interest, transportation-related topic, including items listed on this agenda – (*limit of three minutes per speaker*)	11:25 – 11:30
8	**Adjourn**	11:30 am

(*) A vote is required for this item (**) A recommendation to the MPO Policy Board is expected for this item

TJPDC fully complies with Title VI of the Civil Rights Act of 1964 in all programs and activities. TJPDC provides reasonable accommodations for persons who require special assistance to participate in public involvement opportunities. For more information, to request translation services or other accommodations, or to obtain a Discrimination Complaint Form, contact (434) 979-7310, lshannon@tjpdc.org, or www.tjpdc.org.

VOTING MEMBERS (13) & ALTERNATES (4)	STAFF (7)
Ben Chambers, City of Charlottesville **(Chair)**	Christine Jacobs, TJPDC
Tommy Safranek, City of Charlottesville	Taylor Lowery, TJPDC
Zoë Macomber, City of Charlottesville **(Alternate)**	Lucinda Shannon, TJPDC
Danny Yoder**,** City of Charlottesville Planning Commission	Gretchen Thomas, TJPDC
Jessica Dimmick, Albemarle County **(Vice Chair)**	Logan Ende, TJPDC
Tonya Swartzendruber, Albemarle County	Eamon Lauster, TJPDC
Alberic Karina-Plun, Albemarle County **(Alternate)**	
Lonnie Murray, Albemarle County Planning Commission	
Charles Proctor, VDOT	
Sandy Shackelford, VDOT **(Alternate)**	**NON-VOTING MEMBERS (2)**
Christine Jacobs, TJPDC	Daniel Koening, FTA
Taylor Lowery, TJPDC **(Alternate)**	Ivan Rucker, FHWA
Jason Espie, Jaunt	
Bill Palmer, UVA, Office of the Architect	
Wood Hudson, DRPT	
Dan Sonenklar, DRPT **(Alternate)**	
Sara Pennington, Rideshare	**GUESTS/PUBLIC**
Barry Herring, Charlottesville Area Transit	
Garland Williams, Charlottesville Area Transit **(Alternate)**	

TJPDC fully complies with Title VI of the Civil Rights Act of 1964 in all programs and activities. TJPDC provides reasonable accommodations for persons who require special assistance to participate in public involvement opportunities. For more information, to request translation services or other accommodations, or to obtain a Discrimination Complaint Form, contact (434) 979-7310, lshannon@tjpdc.org, or www.tjpdc.org.

Thomas Jefferson Planning District Commission

Regional Vision ▪ Collaborative Leadership ▪ Professional Service

CA-MPO Technical Committee Meeting

Draft Minutes, October 6, 2026

A recording of this meeting can be found here:

https://www.youtube.com/watch?v=xLX3CfFdlCA

VOTING MEMBERS & ALTERNATES		STAFF	
Ben Chambers, Charlottesville	x	Gretchen Thomas, TJPDC	x
Danny Yoder, Charlottesville PC	x	Gorjan Gjorgjievski, TJPDC	x
Tonya Swartzendruber, Albemarle	x	Lucinda Shannon, TJPDC	
Jessica Dimmick, Albemarle	x	Eamon Lauster, TJPDC	x
Alberic Karina-Plun, Albemarle (alternate)	x	Taylor Lowery, TJPDC	x
Lonnie Murray, Albemarle PC	x	Kate Wythe, TJPDC*	x
Charles Proctor, VDOT*		Logan Ende, TJPDC	
Christine Jacobs, TJPDC	x	**NON-VOTING MEMBERS**	
Jason Espie, Jaunt		Daniel Keoning, FTA	
Bill Palmer, UVA Ofc of Architect	x	Ivan Rucker, FHWA	
Wood Hudson, DRPT*	x		
Sara Pennington, Rideshare		**GUESTS/PUBLIC**	
Tommy Safranek, Charlottesville	x	Peter Krebs*	
Garland Williams, CAT (alternate)		Mike Goddard, Charlottesville staff	
Sandy Shackelford, VDOT	x	Carrie Shepheard, VDOT*	
Barry Herring, CAT			
Zoe Macomber, Charlottesville (alternate)	x		
Dan Sonenklar, DRPT (alternate)			

** Attended remotely*

1. CALL TO ORDER:

Ben Chambers called the meeting to order. Gorjan Gjorgjievski called roll. Wood Hudson stated that he was participating remotely from Richmond, VA, due to travel distance.

Motion/Action: Ben Chambers made a motion to allow Wood Hudson to participate remotely. There was no second. The motion passed unanimously.

2. MATTERS FROM THE PUBLIC (MINUTE 2:15)

a. **Comments by the Public:** Peter Krebs provided public comment.

b. **Comments provided via email, online, web site, etc.:** None

3. GENERAL ADMINISTRATION (MINUTE 5:17)

401 East Water Street ▪ Post Office Box 1505 ▪ Charlottesville, Virginia 22902-1505
Telephone (434) 979-7310 ▪ **Fax** (434) 979 1597 ▪ **Virginia Relay Users:** 711 (TDD) ▪ **email:** info@tjpdc.org ▪ **web:** www.tjpdc.org

Approval of Agenda and the August 4, 2026, Minutes

Motion/Action: Jessica Dimmick made a motion to approve the agenda. Alberic Karina-Plun seconded. The motion was approved unanimously.

Motion/Action: Tonya Swartzendruber made a motion to approve the meeting minutes as presented. Alberic Karina-Plun seconded. The motion passed with two abstentions due to committee member absences.

New Staff Introduction - Informational

Taylor Lowery introduced Eamon Lauster as a new Regional Planner I with the Thomas Jefferson Planning District Commission.

4. NEW BUSINESS (MINUTE 6:20)

FY27 Benchmarking Activity (Minute 8:29)

Taylor Lowery presented initial findings of the MPO Benchmarking effort. She reviewed federal and state context for Virginia's MPOs and distinguished metropolitan planning areas, Census-defined urbanized areas, metropolitan statistical areas, and transportation management areas. Members discussed boundary reviews, other MPO funding sources, and questions to inform the next phase of the project's work.

FY24-27 TIP Adjustment and Amendment (Minute 57:29)

Gorjan Gjorgjievski presented a Transportation Improvement Program (TIP) adjustment and amendment for the FY24-27 TIP. No committee action was required on the adjustment. Jessica Dimmick asked if we had additional information about the adjustment or amendment. Sandy Shackelford and Charles Proctor provided insight on the availability of details.

Motion/Action: Jessica Dimmick made a motion to recommend Policy Board approval of the FY24-27 TIP amendment. Lonnie Murray seconded the motion. The motion passed with no opposition or abstentions.

FY27-30 TIP Mapping Project (Minute 1:08:52)

Gorjan Gjorgjievski provided an overview of the in-progress TIP mapping tool, which will allow the public and committee members to locate projects and information for projects in the TIP. Staff will continue to add projects. No action was required.

BUILD Grant Debrief (Minute 1:12:06)

Taylor Lowery summarized the September 24th debrief meeting held with the US Department of Transportation on the unawarded BUILD application for preliminary engineering of the Rivanna River Bicycle and Pedestrian Bridge.

5. VDOT UPDATES (MINUTE 44:21)

STARS and Project Pipeline Studies (Minute 1:19:02)

Sandy Shackelford provided an update on ongoing and upcoming STARS and Project Pipeline studies in the region. She noted two surveys that were scheduled to go live and the timeframe for which they would be open. The committee discussed questions about the scope of the US 250/E High St study and what would be considered.

Pre-App and Full-App Cost Estimates Comparison (1:31:10)

Sandy Shackelford presented an analysis completed by VDOT staff on pre-application and full application cost estimates. Pre-application estimates are planning-level estimates based on the scope understood at that time, similar projects, and available estimating tools. Formal right-of-way division estimates are not provided at the

time of pre-application. Whether a project was a new project or re-submission influenced the magnitude of difference between pre-application and full application cost estimates.

Committee members discussed comparisons to other regions, the Barracks Road project, and whether earlier concept development could improve cost estimate reliability.

6. STAFF UPDATES (MINUTE 1:46:24)

Ben Chambers referred members to the written updates in the meeting packet. Taylor Lowery highlighted multiple upcoming engagement opportunities in the region.

7. ROUNDTABLE UPDATES (MINUTE 1:47:17)

Committee members conducted roundtable updates.

6. ADDITIONAL MATTERS FROM THE PUBLIC: None

Next meeting December 1, 2026 at 10am.

ADJOURNMENT: Mr. Chambers adjourned the meeting.

FY27 Federal Performance Targets

Safety, Infrastructure Condition, and System Performance

December 1, 2026

Thomas Jefferson Planning District Commission

BACKGROUND

- MAP-21 established the federal transportation performance management framework; implementing regulations include 23 CFR Part 490
- States and MPOs set targets and track performance
  - Safety
  - Infrastructure Condition
  - System Performance
  - Congestion and Air Quality (National Capital Region Only)
  - Transit Asset Management
- Code of Virginia identifies the Office of Intermodal Planning and Investment (OIPI) as responsible for developing performance measures and targets for Virginia as required by federal or state law
- Recent state actions
  - ✓ **June 2026** CTB adopted federal safety targets
  - ✓ **September 2026** CTB adopted other federal performance targets
  - ✓ **October 2026** DRPT published FFY2026-2029 Tier II Transit Asset Management (TAM) Plan

FEDERAL PERFORMANCE MEASURES

	Performance Measure	Metrics
Annual Targets	**Safety** *Deadline: 2/28/27*	Fatalities
		Fatality Rate
		Serious Injuries
		Serious Injury Rate
		Non-Motorized Fatalities + Serious Injuries
Four-Year Targets	**Transit Asset Management** *Deadline: 3/29/27*	% of Revenue Vehicles at or Beyond Useful Life Benchmark (ULB)
		% of Support Vehicles at or Beyond Useful Life Benchmark (ULB)
		% Facilities with Condition Rating < 3.0 on FTA TERM Scale
	Infrastructure Condition (Pavement and Bridge) *Deadline: 3/14/27*	% of Pavement in Good Condition (Interstate)
		% of Pavement in Poor Condition (Interstate)
		% of Pavement in Good Condition (Non-Interstate NHS)
		% of Pavement in Poor Condition (Non-Interstate NHS)
		% of Deck Area of Bridges in Good Conditon (NHS)
		% of Deck Area of Bridges in Poor Condition (NHS)
	System Performance *Deadline: 3/14/27*	% of Person-Miles Traveled that are Reliable (Interstate)
		% of Person-Miles Traveled that are Reliable (Non-Interstate NHS)
		Truck Travel Time Reliability Index (Interstate)

Policy Board Action

- Adopt the state's targets
- Set MPO-specific targets

SAFETY

- MPOs must set safety targets **annually**
  - CA-MPO historically adopted state safety targets until 2023, when it began adopting MPO-specific targets
  - In 2026, six MPOs set their own safety performance targets
- Infrastructure Investment and Jobs Act (IIJA) requires that states set safety targets demonstrating level or improved performance for fatalities, fatality rate, and serious injuries
- Virginia uses a data-driven approach that takes into consideration modeling, recently constructed or soon-to-be completed safety projects, and trends
- **Required Policy Board action**
  1. Adopt the state's targets for safety, or
  2. Adopt MPO-specific targets
     a. Long-term trends: use historical trends across all available five-year rolling averages
     b. Recent trends: use historical trends across the latest five-year averages
     c. Other local reduction goal ("aspirational targets"): use a reduction goal otherwise selected by the MPO

ANNUAL FATALITIES AND SERIOUS INJURIES

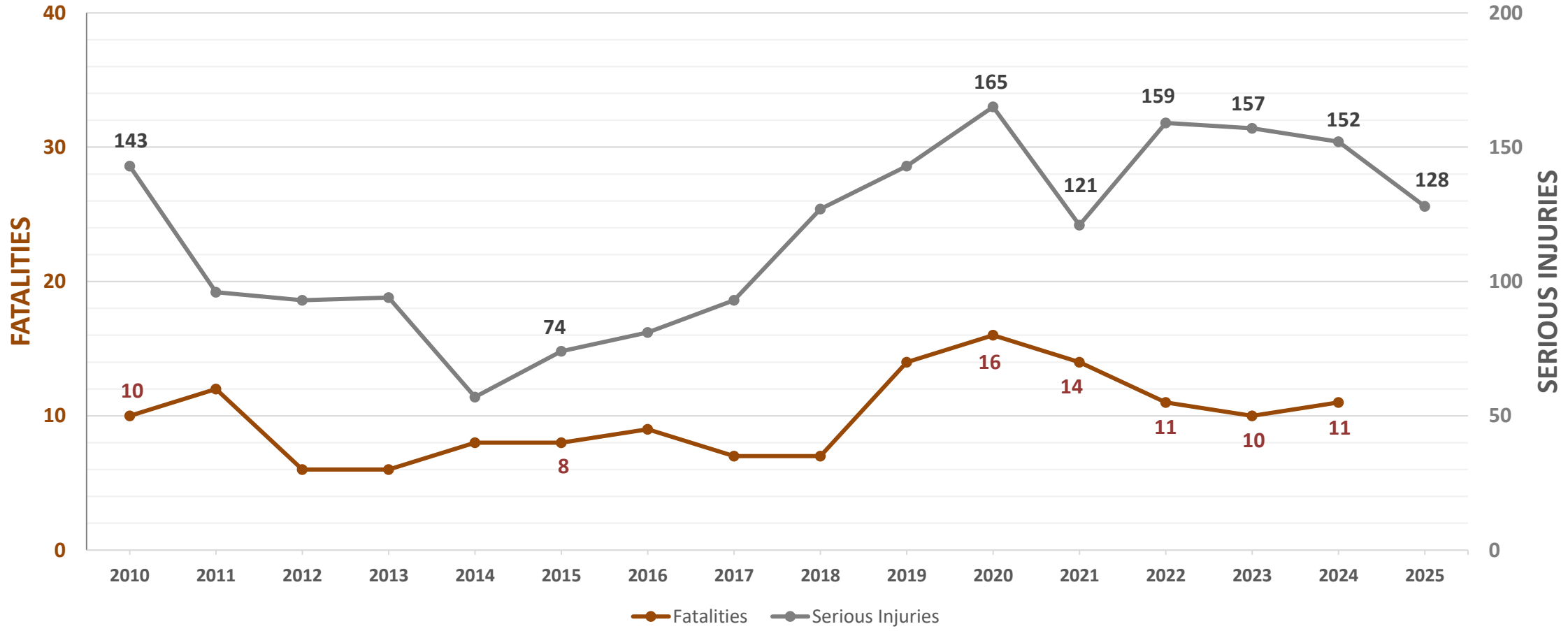

ANNUAL FATALITY AND SERIOUS INJURY RATES

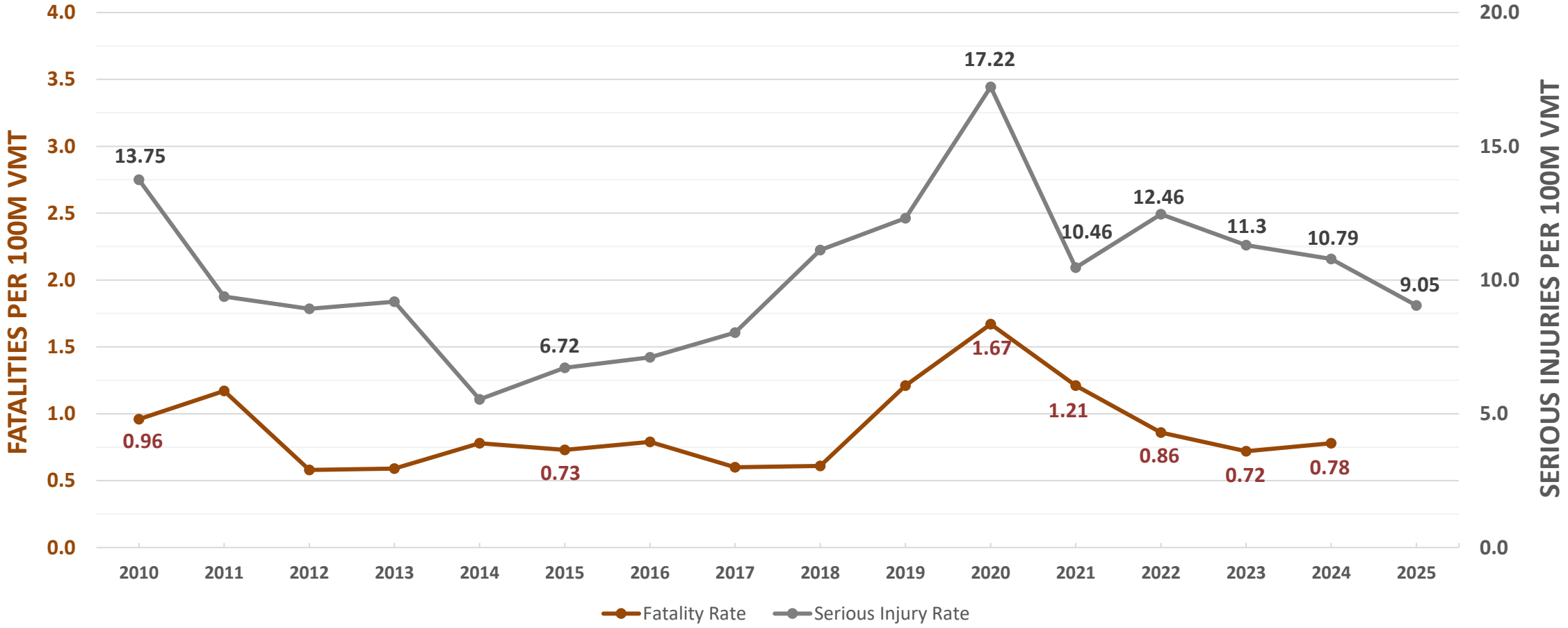

Thomas Jefferson Planning District Commission

NON-MOTORIZED FATALITIES AND SERIOUS INJURIES

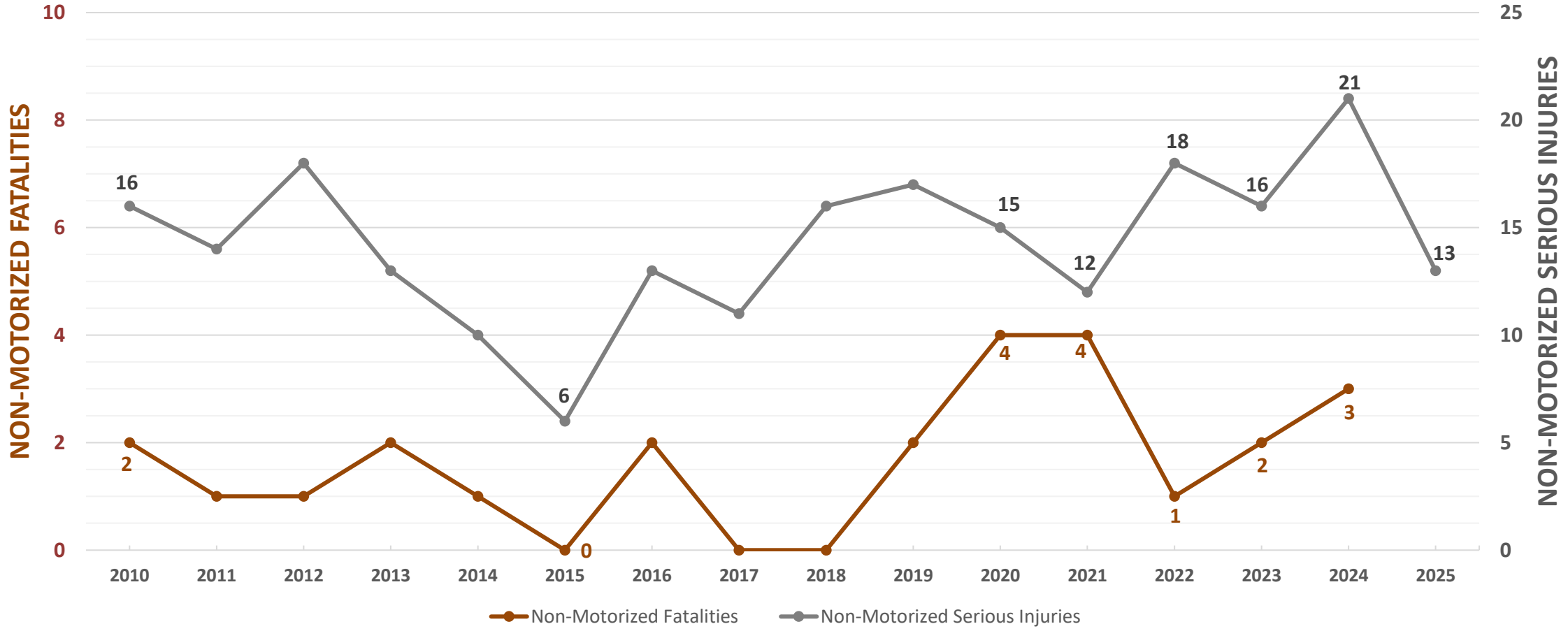

SAFETY TARGETS

	2027 Targets for Consideration			
Measure	*State Targets*	*Long-Term Trend Targets*	*Recent Trend Targets*	*Aspirational Targets*
Fatalities	-3.58%	2.38%	3.64%	-3.75%
Serious Injuries	-2.54%	0.15%	2.28%	-3.75%
Non-Motorized Fatalities + Serious Injuries	-2.25%	1.40%	4.10%	-3.75%

	Reference	2027 Targets for Consideration			
Safety Performance Measures	2026 CA-MPO Targets	*Based on State Targets*	*Based on Long-Term Trends*	*Based on Recent Trends*	*Based on Aspirational Targets*
Fatalities	12	11	13	14	11
Fatality Rate	0.962	0.801	0.964	1.000	0.801
Serious Injuries	145	136	144	150	133
Serious Injury Rate	11.388	9.813	10.423	10.871	9.627
Non-Motorized Fatalities + Serious Injuries	17	18	20	22	17

TRANSIT ASSET MANAGEMENT

- Per MAP-21, all transit agencies must complete a transit asset management (TAM) plan
- DRPT sponsors a group plan for Tier II agencies, which includes Charlottesville Area Transit (CAT) and Jaunt
- **Required Policy Board action:** (1) adopt the state's targets for transit asset management, or (2) adopt MPO-specific targets

Asset Category – Performance Measure	Asset Class	Useful Life Benchmark (ULB) (Years)	FFY2026 State Target
Revenue Vehicles			
Age – % of Revenue Vehicles within a particular asset class that have met or exceeded their Useful Life Benchmark (ULB)	AB – Articulated Bus	14	5%
	BR – Over-the-Road Bus	14	10%
	BU – Bus	14	15%
	CU – Cutaway	10	10%
	VN – Van	8	20%
	MV – Minivan	8	5%
Equipment (Support Vehicles)			
Age – % of vehicles that have met or exceeded their Useful Life Benchmark (ULB)	AO – Automobile	8	35%
	Trucks & other Rubber Tire Vehicles	14	35%
Facilities			
Condition – % of facilities with a condition rating below 3.0 on the FTA TERM Scale	Passenger/Parking	< 3.0	5%
	Administrative/Maintenance	< 3.0	10%

INFRASTRUCTURE CONDITION

- Only applies to a subset of the entire roadway network (National Highway System)
- **Required Policy Board action:** (1) adopt the state's targets for infrastructure condition, or (2) adopt MPO-specific targets
  - Historically, the CA-MPO has adopted state targets for infrastructure condition

	Prior Period CA-MPO Adopted Target	Actual CA-MPO Annual Performance					Current Period State Target
Infrastructure Condition Measure	**4-Yr (2025)**	**2021**	**2022**	**2023**	**2024**	**2025**	**4-Yr (2029)**
% of Pavement in Good Condition (Interstate)	45%	73.5%	74.0%	66.7%	69.2%	65.8%	45%
% of Pavement in Poor Condition (Interstate)	3%	0.0%	0.0%	0.0%	0.0%	0.0%	3%
% of Pavement in Good Condition (Non-Interstate NHS)	25%	28.7%	32.3%	33.6%	31.2%	23.7%	25%
% of Pavement in Poor Condition (Non-Interstate NHS)	5%	0.1%	0.0%	0.0%	0.0%	0.3%	5%
% of Deck Area of Bridges in Good Conditon (NHS)	25.1%	10.8%	10.8%	10.2%	10.2%	9.1%	24.9%
% of Deck Area of Bridges in Poor Condition (NHS)	3.6%	7.8%	7.8%	7.4%	7.4%	14.2%	3.9%

National Bridge Inventory (NBI) covers all bridges used for vehicular traffic over 20 ft in length

Bridge condition also includes bridges not owned by VDOT along the National Highway System

SYSTEM PERFORMANCE

- **Reliability:** the consistency or predictability in travel times, as measured from day-to-day and/or across different times of the day
- **Required Policy Board action:** (1) adopt the state's targets for system performance, or (2) adopt MPO-specific targets
  - Historically, the CA-MPO has adopted state targets for system performance

	Prior Period CA-MPO Adopted Target	Actual CA-MPO Annual Performance					Current Period State Target
System Performance Measure	**4-Yr (2025)**	**2021**	**2022**	**2023**	**2024**	**2025**	**4-Yr (2029)**
% of Person-Miles Traveled that are Reliable (Interstate)	85%	100.0%	100.0%	100.0%	100.0%	100.0%	75%
% of Person-Miles Traveled that are Reliable (Non-Interstate NHS)	88%	90.7%	95.7%	92.4%	90.3%	89.8%	80%
Truck Travel Time Reliability Index (Interstate)	1.64	1.15	1.15	1.15	1.17	1.21	1.58

NEXT STEPS

- Presented as informational in December, with action required in February
- Following Policy Board approval, CA-MPO staff will complete required notification letters for transmittal to DRPT and VDOT
- Performance targets will be incorporated into the Transportation Improvement Program (TIP)

Questions?

Thomas Jefferson Planning District Commission
Charlottesville/Albemarle MPO

Charlottesville-Albemarle Metropolitan Planning Organization
POB 1505, 401 E. Water St, Charlottesville, VA 22902 www.tjpdc.org
(434) 979-7310 phone • info@tjpdc.org email

MEMORANDUM

To: Charlottesville-Albemarle Metropolitan Planning Organization
From: Taylor Lowery, Director of Transportation
Date: December 1, 2026
Subject: FY27 Federal Performance Targets

Purpose:
To provide information for the Charlottesville-Albemarle MPO Technical Committee and Policy Board to support the adoption of federal performance targets.

Background:
Moving Ahead for Progress in the 21st Century (MAP-21) established federal performance measures for safety, infrastructure condition, system performance, congestion and air quality, and transit. Federal regulations for metropolitan transportation planning require that each MPO establish performance targets that address the federally established measures and require that they be coordinated with the state[1]. For each measure, MPOs can adopt the state's performance targets, or develop regionally specific targets.

Figure 1. Federal Performance Targets and Due Dates

	Performance Measure	Metrics
Annual Targets	**Safety** *Deadline: 2/28/27*	Fatalities
		Fatality Rate
		Serious Injuries
		Serious Injury Rate
		Non-Motorized Fatalities + Serious Injuries
Four-Year Targets	**Transit Asset Management** *Deadline: 3/29/27*	% of Revenue Vehicles at or Beyond Useful Life Benchmark (ULB)
		% of Support Vehicles at or Beyond Useful Life Benchmark (ULB)
		% Facilities with Condition Rating < 3.0 on FTA TERM Scale
	Infrastructure Condition (Pavement and Bridge) *Deadline: 3/14/27*	% of Pavement in Good Condition (Interstate)
		% of Pavement in Poor Condition (Interstate)
		% of Pavement in Good Condition (Non-Interstate NHS)
		% of Pavement in Poor Condition (Non-Interstate NHS)
		% of Deck Area of Bridges in Good Conditon (NHS)
		% of Deck Area of Bridges in Poor Condition (NHS)
	System Performance *Deadline: 3/14/27*	% of Person-Miles Traveled that are Reliable (Interstate)
		% of Person-Miles Traveled that are Reliable (Non-Interstate NHS)
		Truck Travel Time Reliability Index (Interstate)

The Code of Virginia identifies as a responsibility of the Office of Intermodal Planning and Investment (OIPI) to develop measures and targets related to surface transportation performance for the Commonwealth Transportation Board's (CTB) approval[2]. In coordination with the Virginia Department of Transportation (VDOT), OIPI provides MPO staff with resources to support the target setting process.

[1] Code of Federal Regulations: Metropolitan Transportation Planning and Programming
[2] Code of Virginia: Office of Intermodal Planning and Investment of the Secretary of Transportation

Safety Performance Targets:
Safety targets are established annually. Virginia uses a data-driven approach that considers modeling, recently or soon-to-be constructed safety projects, and trends. The Infrastructure Investment and Jobs Act (IIJA) requires that states set safety targets demonstrating level or improved performance for fatalities, fatality rate, and serious injuries. In 2026, six MPOs set their own safety performance targets. Since 2023, the CA-MPO has adopted its own safety targets.

Table 1. 2027 Safety Targets for Consideration

	2027 Targets for Consideration			
Measure	*State Targets*	*Long-Term Trend Targets*	*Recent Trend Targets*	*Aspirational Targets*
Fatalities	-3.58%	2.38%	3.64%	-3.75%
Serious Injuries	-2.54%	0.15%	2.28%	-3.75%
Non-Motorized Fatalities + Serious Injuries	-2.25%	1.40%	4.10%	-3.75%

Table 2. 2027 Safety Target Values Based on Approach

	Reference	2027 Targets for Consideration			
Safety Performance Measures	2026 CA-MPO Targets	*Based on State Targets*	*Based on Long-Term Trends*	*Based on Recent Trends*	*Based on Aspirational Targets*
Fatalities	12	11	13	14	11
Fatality Rate	0.962	0.801	0.964	1.000	0.801
Serious Injuries	145	136	144	150	133
Serious Injury Rate	11.388	9.813	10.423	10.871	9.627
Non-Motorized Fatalities + Serious Injuries	17	18	20	22	17

Infrastructure Condition and System Performance:
Infrastructure condition (pavement and bridges) and system performance (reliability) only apply to a subset of the entire roadway network. Statewide, federal performance measures apply on 12% of roads and 18% of bridges. Tables 3 and 4 identify the prior periods' adopted targets, performance, and the recently adopted state targets for the current period.

Table 3. Infrastructure Condition

	Prior Period CA-MPO Adopted Target	Actual CA-MPO Annual Performance					Current Period State Target
Infrastructure Condition Measure	**4-Yr (2025)**	**2021**	**2022**	**2023**	**2024**	**2025**	**4-Yr (2029)**
% of Pavement in Good Condition (Interstate)	45%	73.5%	74.0%	66.7%	69.2%	65.8%	45%
% of Pavement in Poor Condition (Interstate)	3%	0.0%	0.0%	0.0%	0.0%	0.0%	3%
% of Pavement in Good Condition (Non-Interstate NHS)	25%	28.7%	32.3%	33.6%	31.2%	23.7%	25%
% of Pavement in Poor Condition (Non-Interstate NHS)	5%	0.1%	0.0%	0.0%	0.0%	0.3%	5%
% of Deck Area of Bridges in Good Conditon (NHS)	25.1%	10.8%	10.8%	10.2%	10.2%	9.1%	24.9%
% of Deck Area of Bridges in Poor Condition (NHS)	3.6%	7.8%	7.8%	7.4%	7.4%	14.2%	3.9%

National Bridge Inventory (NBI) covers all bridges used for vehicular traffic over 20 ft in length
Bridge condition also includes bridges not owned by VDOT along the National Highway System

Reliability refers to the consistency or predictability in travel times, as measured from day-to-day and/or across different times of day. While it describes the predictability of travel time, it does not necessarily indicate that travel is fast or uncongested.

Table 4. System Performance

	Prior Period CA-MPO Adopted Target	Actual CA-MPO Annual Performance					Current Period State Target
System Performance Measure	4-Yr (2025)	2021	2022	2023	2024	2025	4-Yr (2029)
% of Person-Miles Traveled that are Reliable (Interstate)	85%	100.0%	100.0%	100.0%	100.0%	100.0%	75%
% of Person-Miles Traveled that are Reliable (Non-Interstate NHS)	88%	90.7%	95.7%	92.4%	90.3%	89.8%	80%
Truck Travel Time Reliability Index (Interstate)	1.64	1.15	1.15	1.15	1.17	1.21	1.58

Because VDOT maintains most infrastructure in the state and sets priorities for infrastructure maintenance and repair, the CA-MPO has historically adopted the state's targets for non-safety performance measures. In the previous performance period, only the National Capital Region Transportation Planning Board (TPB) in Northern Virginia set their own targets for all infrastructure condition and system performance metrics. Three MPOs set their own targets for system performance, and one MPO set their own target for Non-Interstate Good Condition.

Transit Asset Management:

Per MAP-21, all transit agencies must complete a transit asset management (TAM) plan. The Virginia Department of Rail and Public Transportation (DRPT) has provided guidance on the establishment of transit asset management performance targets and for smaller (Tier II) transit agencies, DRPT sponsors a group plan to establish statewide performance measures. Charlottesville Area Transit (CAT) and Jaunt both participate in the Group Tier II plan, which was developed from asset information provided by each participating transit agency.

Table 5. TAM Targets

Asset Category – Performance Measure	Asset Class	Useful Life Benchmark (ULB) (Years)	FFY2026 State Target
Revenue Vehicles			
Age – % of Revenue Vehicles within a particular asset class that have met or exceeded their Useful Life Benchmark (ULB)	AB – Articulated Bus	14	5%
	BR – Over-the-Road Bus	14	10%
	BU – Bus	14	15%
	CU – Cutaway	10	10%
	VN – Van	8	20%
	MV – Minivan	8	5%
Equipment (Support Vehicles)			
Age – % of vehicles that have met or exceeded their Useful Life Benchmark (ULB)	AO – Automobile	8	35%
	Trucks & other Rubber Tire Vehicles	14	35%
Facilities			
Condition – % of facilities with a condition rating below 3.0 on the FTA TERM Scale	Passenger/Parking	< 3.0	5%
	Administrative/Maintenance	< 3.0	10%

Next Steps:

Federal performance targets are brought before the Technical Committee and Policy Board as informational for December meetings. In February, the federal performance targets will require action. Following Policy Board approval, CA-MPO staff will complete required notification letters and transmit them to VDOT and DRPT. Performance targets will then be incorporated into the Transportation Improvement Program (TIP).

Final FFY26 Annual Listing

Transportation Improvement Program (TIP)
Annual Listing of Obligated Projects

Charlottesville-Albemarle Metropolitan Planning Organization

Thomas Jefferson
Planning District Commission
Charlottesville/Albemarle MPO

Glossary of Terms

BR/BROS: Bridge Off-System

Provides funding to enable States to improve the condition of their highway bridges through replacement, rehabilitation, and systematic preventive maintenance.

CMAQ: Congestion Mitigation and Air Quality

Provides a flexible funding source to State and local governments for transportation projects and programs to help meet the requirements of the Clean Air Act. Funding is available to reduce congestion and improve air quality for areas that do not meet the National Ambient Air Quality Standards for ozone, carbon monoxide, or particulate matter (nonattainment areas) and for former nonattainment areas that are now in compliance (maintenance areas).

CRP: Carbon Reduction Program

Provides funds for projects designed to reduce transportation emissions, defined as carbon dioxide (CO2) emissions from on-road highway sources.

DEMO: Demonstration

Provides funding for the adoption of innovations and technologies, thereby improving highway safety and quality while reducing congestion caused by construction.

EB/MG: Equity Bonus/Minimum Guarantee

Provides funding to States based on equity considerations. These include a minimum rate of return on contributions to the Highway Account of the Highway Trust Fund, and a minimum increase relative to the average dollar amount of apportionments under TEA-21. Selected States are guaranteed a share of apportionments and High Priority Projects not less than the State's average annual share under TEA-21. This program replaces TEA-21's Minimum Guarantee program.

FTA 5307:

Federal Transit Administration formula grants for transit capital and operating assistance in urbanized areas.

FTA 5339:

Federal Transit Administration discretionary grant funding for the replacement, rehabilitation, or purchase of buses or bus facilities.

FTA 5310:

Federal Transit Administration funds for capital and operating assistance for services meeting transportation needs of the elderly and individuals with disabilities.

HIP: Highway Infrastructure Program

Provides support for restoration, repair, construction and other activities eligible under the Surface Transportation Program (STP).

NEVI: National Electric Vehicle Infrastructure Program

Provides funding to states to strategically deploy electric vehicle (EV) chargers and to establish an interconnected network to facilitate data collection, access, and reliability.

NHFP: National Highway Freight Program

Provide support to improve the efficient movement of freight on the National Highway Freight Network (NHFN) and supporting several goals, including: investing in infrastructure and operational improvements that strengthen economic competitiveness, reduce congestion, reduce the cost of freight transportation, improve

reliability, and increase productivity; improving the safety, security, efficiency, and resiliency of freight transportation in rural and urban areas; improving the state of good repair of the NHFN; using innovation and advanced technology to improve NHFN safety, efficiency, and reliability; improving the efficiency and productivity of the NHFN; improving State flexibility to support multi-State corridor planning and address highway freight connectivity; and reducing the environmental impacts of freight movement on the NHFN.

NHS/NHPP: National Highway System/National Highway Performance Program

Provides support for the condition and performance of the National Highway System (NHS), for the construction of new facilities on the NHS, and to ensure that investments of Federal-aid funds in highway construction are directed to support progress toward the achievement of performance targets established in a State's asset management plan for the NHS.

PROTECT: Promoting Resilient Operations for Transformative, Efficient, and Cost-Saving Transportation Grant Program

Provides flexible funding to ensure surface transportation resilience to natural hazards including climate change, sea level rise, flooding, extreme weather events, and other natural disasters through support of planning activities, resilience improvements, community resilience and evacuation routes, and at-risk coastal infrastructure.

STP/STBG: Surface Transportation Program

Provides flexible funding that may be used by States and localities for projects to preserve and improve the conditions and performance on any Federal-aid highway, bridge and tunnel projects on any public road, pedestrian and bicycle infrastructure, and transit capital projects, including intercity bus terminals.

Description

The Annual Listing of Obligated Projects (Annual Listing) includes all projects and strategies listed in the Transportation Improvement Program (TIP) for which federal funds were obligated during the immediately preceding program year. The Annual Listing is intended to improve the transparency of transportation spending decisions by providing an accounting for federal funds that have been authorized and committed by the state or designated recipients (e.g. Charlottesville Area Transit) for expenditure on projects programmed in the TIP.

The tables on the following pages describe the projects included in the TIP, identify the responsible agency, the amount of federal funds requested/obligated, and the amount of funds remaining to be obligated on the project. A "guide sheet" precedes the Annual Listing for all roadway projects in the Charlottesville-Albemarle MPO that received federal obligations. At the end of this report there is a table that outlines all FFY26 federal obligations for Charlottesville Area Transit (CAT). Should there be any questions regarding the report, please contact the MPO staff at (434) 979-7310 or info@tjpdc.org.

Definitions of Interest

- Program Year: the year in which project obligations are reported; for purposes of this report, the program year is the federal fiscal year from October 1, 2025, through September 30, 2026. Both the roadway obligations and the transit obligations are organized by the federal program year.
- Obligation: An obligation is the federal government's legal commitment to pay the federal share of a project's cost. An obligated project is one that has been authorized by the federal agency and for which funds have been committed. Projects for which funds have been obligated are not necessarily initiated or completed during the program year, and the amount of the obligation will not necessarily equal the total cost of the project. For projects under the Federal Transit Administration (FTA), obligation occurs when the FTA grant is awarded. For projects under the Federal Highway Administration (FHWA), obligation occurs when a project agreement is executed and the state/grantee requests that the funds be obligated.

Overview of FFY26

FHWA

- Interstate Projects: There were no identified interstate projects in FFY26
- Primary Projects: There were no identified Primary projects in FFY26
- Urban Projects: There were three projects with obligations in FFY26
- Secondary Projects: There were no projects with obligations in FFY26
- Miscellaneous: There were no identified miscellaneous items in FFY26
- Public Transportation: There were no identified public transportation projects from FHWA in FFY26
- Rail: There were no identified rail projects from FHWA in FFY26
- Enhancement: There were no identified enhancement projects in FFY26
- Grouping: There were several federal obligations for project groupings. Project groupings include projects that are not considered to be of an appropriate scale to be listed individually in the TIP. They are grouped by project function, work type, and/or geographic area.

FTA

- Charlottesville Area Transit (CAT): Because CAT is also a direct recipient of FTA funds, obligations for CAT projects are identified in both the DRPT report and in an attachment from CAT staff included in the back of the document.

STIP Transactions

Charlottesville MPO Study Area

Federal Obligated Funds: October 1, 2025 - September 30, 2026

District / Jurisdiction	UPC / Description	Funding Source/Amount												
		NHS/NHPP	NHFP	STP/STBG	EB/MG	CMAQ	HIP	RSTP	BR/BROS	DEMO	PROTECT	NEVI	CRP	TOTAL
Interstate														
	0 No projects identified in the MPO Area													
	TIP:	$0.00	$0.00	$0.00	$0.00	$0.00	$0.00	$0.00	$0.00	$0.00	$0.00	$0.00	$0.00	$0.00
	Remaining:													*
Primary														
	0 No projects identified in the MPO Area													
	TIP:	$0.00	$0.00	$0.00	$0.00	$0.00	$0.00	$0.00	$0.00	$0.00	$0.00	$0.00	$0.00	$0.00
	Remaining:													*
Urban														
Charlottesville														
	60233 HILLSDALE DRIVE EXTENDED (3 LANES) - GREENBRIER DRIVE; HYDRAULIC ROAD (0.8500 MI)													
	FedID(s) 5104226, 5104243													
	0233 TIP:	$0.00	$0.00	$0.00	$0.00	$0.00	$0.00	$0.00	$0.00	$0.00	$0.00	$0.00	$0.00	$0.00
	InCO Obligated:	$0.00	$0.00	$105,435.54	$0.00	$0.00	$0.00	$0.00	$0.00	$0.00	$0.00	$0.00	$0.00	$105,435.54
	Remaining:													*
Charlottesville														
	75878 #SGR19LB - RT 20 - BRIDGE REPLACEMENT - GARRETT STREET/LEVY AVENUE (0.173 mi south of Water Street); EAST MARKET STREET (0.095 north of Water Street) (0.2680 MI)													
	FedID(s) 5104159, 5104290, 5104296													
	0020 TIP:	$0.00	$0.00	$0.00	$0.00	$0.00	$0.00	$0.00	$80,299.00	$0.00	$0.00	$0.00	$0.00	$80,299.00
	InCO Obligated:	$0.00	$0.00	$53,094.46	$0.00	$0.00	$0.00	$0.00	$0.00	$0.00	$0.00	$0.00	$0.00	$53,094.46
	Released:	$0.00	$0.00	($328,817.79)	$0.00	$0.00	$0.00	$0.00	$0.00	$0.00	$0.00	$0.00	$0.00	($328,817.79)
	Remaining:													**$27,204.54**
Charlottesville														
	110381 #HB2.FY17 EMMET ST. STR SCAPE & INTSECT GARVEE DEBT SERVICE													
	FedID(s) 5104256													
	9999 TIP:	$159,881.00	$0.00	$0.00	$0.00	$0.00	$0.00	$0.00	$0.00	$0.00	$0.00	$0.00	$0.00	$159,881.00
	Obligated:	$586,730.98	$0.00	$0.00	$0.00	$0.00	$0.00	$0.00	$0.00	$0.00	$0.00	$0.00	$0.00	$586,730.98
	Remaining:													*
	URBAN SUBTOTAL													
	TIP:	**$159,881.00**	**$0.00**	**$0.00**	**$0.00**	**$0.00**	**$0.00**	**$0.00**	**$80,299.00**	**$0.00**	**$0.00**	**$0.00**	**$0.00**	**$240,180.00**
	Obligated:	**$586,730.98**	**$0.00**	**$158,530.00**	**$0.00**	**$0.00**	**$0.00**	**$0.00**	**$0.00**	**$0.00**	**$0.00**	**$0.00**	**$0.00**	**$745,260.98**
	Released:	**$0.00**	**$0.00**	**($328,817.79)**	**$0.00**	**$0.00**	**$0.00**	**$0.00**	**$0.00**	**$0.00**	**$0.00**	**$0.00**	**$0.00**	**($328,817.79)**
	Remaining:													*
Secondary														
	0 No projects identified in the MPO Area													
	TIP:	$0.00	$0.00	$0.00	$0.00	$0.00	$0.00	$0.00	$0.00	$0.00	$0.00	$0.00	$0.00	$0.00
	Remaining:													*
Miscellaneous														
	0 No projects identified in the MPO Area													
	TIP:	$0.00	$0.00	$0.00	$0.00	$0.00	$0.00	$0.00	$0.00	$0.00	$0.00	$0.00	$0.00	$0.00

STIP Grouping Detail

Charlottesville MPO Study Area

Federal Obligated Funds: October 1, 2025 - September 30, 2026

District / Jurisdiction	UPC / Description		Funding Source/Amount											
			NHS/NHPP	NHFP	STP/STBG	EB/MG	CMAQ	HIP	RSTP	BR/BROS	DEMO	PROTECT	NEVI	CRP	TOTAL
T9936501 - Construction : Transportation Alternatives/Byway/Non-Traditional															
Charlottesville															
	113592 MEADOW CREEK VALLEY TRAIL - GREENBRIER DRIVE; BRANDYWINE DRIVE														
	FedID(s) 5104285, 5104328, 5104340														
	9999	**TIP:**	$0.00	$0.00	$0.00	$0.00	$0.00	$0.00	$0.00	$0.00	$0.00	$0.00	$0.00	$0.00	$0.00
		Obligated:	$0.00	$0.00	$964,703.00	$0.00	$0.00	$0.00	$0.00	$0.00	$0.00	$0.00	$0.00	$0.00	$964,703.00
		Released:	$0.00	$0.00	($495,638.00)	$0.00	$0.00	$0.00	$0.00	$0.00	$0.00	$0.00	$0.00	$0.00	($495,638.00)
														Remaining:	*
	T9936501 - CONSTRUCTION : TRANSPORTATION ALTERNATIVES/BYWAY/NON-TRADITIONAL SUBTOTAL														
		TIP:	**$0.00**	**$0.00**	**$240,648.00**	**$0.00**	**$0.00**	**$0.00**	**$0.00**	**$0.00**	**$0.00**	**$0.00**	**$0.00**	**$0.00**	**$240,648.00**
		Obligated:	**$0.00**	**$0.00**	**$964,703.00**	**$0.00**	**$0.00**	**$0.00**	**$0.00**	**$0.00**	**$0.00**	**$0.00**	**$0.00**	**$0.00**	**$964,703.00**
		Released:	**$0.00**	**$0.00**	**($495,638.00)**	**$0.00**	**$0.00**	**$0.00**	**$0.00**	**$0.00**	**$0.00**	**$0.00**	**$0.00**	**$0.00**	**($495,638.00)**
														Remaining:	*
T9936503 - Maintenance : Preventive Maintenance and System Preservation															
Charlottesville															
	118295 #SGR21LB - DAIRY ROAD OVER RTE 250 BYPASS (FED ID 20073) - DAIRY RD OVER RTE. 250 BYPASS; DAIRY RD OVER RTE. 250 BYPASS														
	FedID(s) 5104326, PM07326														
	9999	**TIP:**	$0.00	$0.00	$0.00	$0.00	$0.00	$0.00	$0.00	$0.00	$0.00	$0.00	$0.00	$0.00	$0.00
		Obligated:	$3,021,110.00	$0.00	$0.00	$0.00	$0.00	$0.00	$0.00	$0.00	$0.00	$0.00	$0.00	$0.00	$3,021,110.00
														Remaining:	*
	T9936503 - MAINTENANCE : PREVENTIVE MAINTENANCE AND SYSTEM PRESERVATION SUBTOTAL														
		TIP:	**$0.00**	**$0.00**	**$21,182,673.00**	**$0.00**	**$0.00**	**$0.00**	**$0.00**	**$0.00**	**$0.00**	**$0.00**	**$0.00**	**$0.00**	**$21,182,673.00**
		Obligated:	**$3,021,110.00**	**$0.00**	**$0.00**	**$0.00**	**$0.00**	**$0.00**	**$0.00**	**$0.00**	**$0.00**	**$0.00**	**$0.00**	**$0.00**	**$3,021,110.00**
		Released:	**$0.00**	**$0.00**	**$0.00**	**$0.00**	**$0.00**	**$0.00**	**$0.00**	**$0.00**	**$0.00**	**$0.00**	**$0.00**	**$0.00**	**$0.00**
														Remaining:	**$18,161,563.00**
T9936504 - Maintenance : Preventive Maintenance for Bridges															
Albemarle County															
	118528 INTERSTATE LATEX OVERLAY STR. 2020 & 2028 - OVER BB RR; OVER BB RR (0.0800 MI)														
	FedID(s) BR07321, PM07322														
	0064	**TIP:**	$0.00	$0.00	$0.00	$0.00	$0.00	$0.00	$0.00	$0.00	$0.00	$0.00	$0.00	$0.00	$0.00
	InCO	**Obligated:**	$34,700.00	$0.00	$0.00	$0.00	$0.00	$0.00	$0.00	$0.00	$0.00	$0.00	$0.00	$0.00	$34,700.00
														Remaining:	*
Albemarle County															
	118529 INTERSTATE LATEX OVERLAY STR. 2056 & 2057 - OVER MECHUNK CREEK; OVER MECHUNK CREEK (0.0800 MI)														
	FedID(s) 0642169, 0642170														
	0064	**TIP:**	$0.00	$0.00	$0.00	$0.00	$0.00	$0.00	$0.00	$0.00	$0.00	$0.00	$0.00	$0.00	$0.00
	InCO	**Obligated:**	$28,500.00	$0.00	$0.00	$0.00	$0.00	$0.00	$0.00	$0.00	$0.00	$0.00	$0.00	$0.00	$28,500.00
														Remaining:	*
	T9936504 - MAINTENANCE : PREVENTIVE MAINTENANCE FOR BRIDGES SUBTOTAL														
		TIP:	**$528,620.00**	**$1,877,503.00**	**$2,195,033.00**	**$0.00**	**$0.00**	**$0.00**	**$0.00**	**$0.00**	**$0.00**	**$0.00**	**$0.00**	**$0.00**	**$4,601,156.00**
		Obligated:	**$63,200.00**	**$0.00**	**$0.00**	**$0.00**	**$0.00**	**$0.00**	**$0.00**	**$0.00**	**$0.00**	**$0.00**	**$0.00**	**$0.00**	**$63,200.00**
		Released:	**$0.00**	**$0.00**	**$0.00**	**$0.00**	**$0.00**	**$0.00**	**$0.00**	**$0.00**	**$0.00**	**$0.00**	**$0.00**	**$0.00**	**$0.00**
														Remaining:	**$4,537,956.00**
T9936505 - Maintenance : Traffic and Safety Operations															
Culpeper District-wide															
	120028 Guardrail improvements - Culpeper District - VARIOUS; VARIOUS														
	FedID(s) 9677100, TS07262														
	9999	**TIP:**	$0.00	$0.00	$0.00	$0.00	$0.00	$0.00	$0.00	$0.00	$0.00	$0.00	$0.00	$0.00	$0.00
	InCO	**Obligated:**	$0.00	$0.00	$1,815,500.00	$0.00	$0.00	$0.00	$0.00	$0.00	$0.00	$0.00	$0.00	$0.00	$1,815,500.00

STIP Grouping Detail

Charlottesville MPO Study Area

Federal Obligated Funds: October 1, 2025 - September 30, 2026

District / Jurisdiction	UPC / Description		Funding Source/Amount												
			NHS/NHPP	NHFP	STP/STBG	EB/MG	CMAQ	HIP	RSTP	BR/BROS	DEMO	PROTECT	NEVI	CRP	TOTAL
														Remaining:	*
	T9936505 - MAINTENANCE : TRAFFIC AND SAFETY OPERATIONS SUBTOTAL														
		TIP:	$0.00	$0.00	$3,063,579.00	$0.00	$0.00	$0.00	$0.00	$0.00	$0.00	$0.00	$0.00	$0.00	$3,063,579.00
		Obligated:	$0.00	$0.00	$1,815,500.00	$0.00	$0.00	$0.00	$0.00	$0.00	$0.00	$0.00	$0.00	$0.00	$1,815,500.00
		Released:	$0.00	$0.00	$0.00	$0.00	$0.00	$0.00	$0.00	$0.00	$0.00	$0.00	$0.00	$0.00	$0.00
														Remaining:	$1,248,079.00
	T9936506 - Construction : Safety/ITS/Operational Improvements														
Albemarle County															
	111813 #SMART18 - NB US 29 exit ramp to Fontaine Avenue - .208 Miles South of Fontaine Ave; .057 Miles South of Fontaine Ave (0.3500 MI)														
	FedID(s) 0027050														
	0029	TIP:	$0.00	$0.00	$0.00	$0.00	$0.00	$0.00	$0.00	$0.00	$0.00	$0.00	$0.00	$0.00	$0.00
	InCO	Obligated:	$60,000.25	$0.00	$0.00	$0.00	$0.00	$0.00	$0.00	$0.00	$0.00	$0.00	$0.00	$0.00	$60,000.25
														Remaining:	*
Albemarle County															
	118868 #SMART22 - US 29 AND FONTAINE AVE INTERCHANGE IMPROVEMENTS - S. FONTAINE INTERCHANGE RAMP; N. FONTAINE INTERCHANGE RAMP (0.7000 MI)														
	FedID(s) 0027069														
	0029	TIP:	$0.00	$0.00	$0.00	$0.00	$0.00	$0.00	$0.00	$0.00	$0.00	$0.00	$0.00	$0.00	$0.00
		Obligated:	$0.00	$0.00	$0.00	$0.00	$0.00	$0.00	$0.00	$0.00	$0.00	$0.00	$0.00	$270,565.00	$270,565.00
														Remaining:	*
Albemarle County															
	118871 #SMART22 - RTE 29 SHARED USE PATH - 0.008 Mi. S. CARRSBROOK DR.; 0.021 Mi. N. SEMINOLE LANE (0.5000 MI)														
	FedID(s) 5104304, 5104345, 5104352														
	0029	TIP:	$0.00	$0.00	$0.00	$0.00	$0.00	$0.00	$0.00	$0.00	$0.00	$0.00	$0.00	$0.00	$0.00
		Obligated:	$0.00	$0.00	$0.00	$0.00	$0.00	$0.00	$0.00	$0.00	$0.00	$0.00	$0.00	$0.00	$0.00
		Released:	($485,160.00)	$0.00	$0.00	$0.00	$0.00	$0.00	$0.00	$0.00	$0.00	$0.00	$0.00	$0.00	($485,160.00)
														Remaining:	*
Albemarle County															
	122878 INT. CONFLICT WARNING SYSTEMS & ADVANCED ACTUATED FLASHER - VARIOUS; VARIOUS														
	FedID(s) 9677108, 9677116														
	9999	TIP:	$0.00	$0.00	$0.00	$0.00	$0.00	$0.00	$0.00	$0.00	$0.00	$0.00	$0.00	$0.00	$0.00
		Obligated:	$0.00	$0.00	$24,037.36	$0.00	$0.00	$0.00	$0.00	$0.00	$0.00	$0.00	$0.00	$0.00	$24,037.36
														Remaining:	*
Albemarle County															
	122879 SIGNAL REBUILD AT ROUTES 250/240/635 - ROUTES 250/240/635; ROUTES 250/240/635														
	FedID(s) 5104330, 9677116														
	0250	TIP:	$0.00	$0.00	$0.00	$0.00	$0.00	$0.00	$0.00	$0.00	$0.00	$0.00	$0.00	$0.00	$0.00
		Obligated:	$0.00	$0.00	$0.00	$0.00	$0.00	$0.00	$0.00	$0.00	$0.00	$0.00	$0.00	$0.00	$0.00
		Released:	$0.00	$0.00	($13,024.97)	$0.00	$0.00	$0.00	$0.00	$0.00	$0.00	$0.00	$0.00	$0.00	($13,024.97)
														Remaining:	*
Albemarle County															
	125378 Safety Improvements - Roadway Signage Installations - District-wide; District-wide														
	FedID(s) 9677117, 9677128														
	9999	TIP:	$0.00	$0.00	$0.00	$0.00	$0.00	$0.00	$0.00	$0.00	$0.00	$0.00	$0.00	$0.00	$0.00
		Obligated:	$0.00	$0.00	$2,003,698.00	$0.00	$0.00	$0.00	$0.00	$0.00	$0.00	$0.00	$0.00	$0.00	$2,003,698.00
														Remaining:	*
Albemarle County															
	125379 Safety Improvements - Pavement Marking/Marker Installations - District-wide; District-wide														
	FedID(s) 9677118, 9677129														
	9999	TIP:	$0.00	$0.00	$0.00	$0.00	$0.00	$0.00	$0.00	$0.00	$0.00	$0.00	$0.00	$0.00	$0.00
		Obligated:	$0.00	$0.00	$510,073.49	$0.00	$0.00	$0.00	$0.00	$0.00	$0.00	$0.00	$0.00	$0.00	$510,073.49
														Remaining:	*

STIP Grouping Detail

Charlottesville MPO Study Area

Federal Obligated Funds: October 1, 2025 - September 30, 2026

District / Jurisdiction	UPC / Description		Funding Source/Amount												
			NHS/NHPP	NHFP	STP/STBG	EB/MG	CMAQ	HIP	RSTP	BR/BROS	DEMO	PROTECT	NEVI	CRP	TOTAL
Albemarle County															
	125380	**Safety Improvements - Rumble Strips Installation - District-wide; District-wide**													
	FedID(s)	**9677119, 9677130**													
	9999	**TIP:**	$0.00	$0.00	$0.00	$0.00	$0.00	$0.00	$0.00	$0.00	$0.00	$0.00	$0.00	$0.00	$0.00
		Obligated:	$0.00	$0.00	$347,506.00	$0.00	$0.00	$0.00	$0.00	$0.00	$0.00	$0.00	$0.00	$0.00	$347,506.00
														Remaining:	*
Albemarle County															
	129326	**STONY POINT RD. PEDESTRIAN CROSSING IMPROVEMENTS - Trailside Dr.; Elk Dr. (0.2410)**													
	FedID(s)	**5104360**													
	0020	**TIP:**	$0.00	$0.00	$0.00	$0.00	$0.00	$0.00	$0.00	$0.00	$0.00	$0.00	$0.00	$0.00	$0.00
		Obligated:	$0.00	$0.00	$200,000.00	$0.00	$0.00	$0.00	$0.00	$0.00	$0.00	$0.00	$0.00	$0.00	$200,000.00
														Remaining:	*
Charlottesville															
	109480	**#HB2.FY17 EAST HIGH STREETSCAPE IMPROVEMENTS - 0.15 mile s south of Route 250 Bus; 0.72 mile south of Route 250 (0.3600 MI)**													
	FedID(s)	**5104254, 5104300, 5104322**													
	0250	**TIP:**	$0.00	$0.00	$0.00	$0.00	$0.00	$0.00	$0.00	$0.00	$0.00	$0.00	$0.00	$0.00	$0.00
		Obligated:	$3,500,000.00	$0.00	$0.00	$0.00	$0.00	$0.00	$0.00	$0.00	$0.00	$0.00	$0.00	$0.00	$3,500,000.00
														Remaining:	*
Charlottesville															
	111796	**#SMART18 - BARRACKS RD @ EMMET ST INTERSECTION - 0.06 MI S OF INT. BARRACKS ROAD ; 0.08 MI N OF INT. BARRACKS ROAD (0.0900 MI)**													
	FedID(s)	**5104275, 5104312, 5104359**													
	0029	**TIP:**	$0.00	$0.00	$0.00	$0.00	$0.00	$0.00	$0.00	$0.00	$0.00	$0.00	$0.00	$0.00	$0.00
		Obligated:	$2,843,560.00	$0.00	$258,767.00	$1,254,280.00	$0.00	$0.00	$0.00	$0.00	$0.00	$0.00	$0.00	$0.00	$4,356,607.00
														Remaining:	*
Charlottesville															
	113861	**WASHINGTON PARK/MADISON AVENUE BICYCLE CONNECTOR TRAIL - MADISON AVENUE; PARKING LOT (0.0600 MI)**													
	FedID(s)	**5104293, 5104316**													
	9999	**TIP:**	$0.00	$0.00	$0.00	$0.00	$0.00	$0.00	$0.00	$0.00	$0.00	$0.00	$0.00	$0.00	$0.00
		Obligated:	$0.00	$0.00	$193,716.00	$0.00	$0.00	$0.00	$0.00	$0.00	$0.00	$0.00	$0.00	$0.00	$193,716.00
														Remaining:	*
Charlottesville															
	113918	**PEDESTRIAN IMPROVEMENTS AT PRESTON AVE/HARRIS ST - 0.02 MI EAST OF HARRIS STREET; 0.02MI WEST OF HARRIS STREET (0.0400 MI)**													
	FedID(s)	**5104302, 5104341, 5104342**													
	0250	**TIP:**	$0.00	$0.00	$0.00	$0.00	$0.00	$0.00	$0.00	$0.00	$0.00	$0.00	$0.00	$0.00	$0.00
		Obligated:	$0.00	$0.00	$0.00	$0.00	$0.00	$0.00	$0.00	$0.00	$0.00	$0.00	$0.00	$0.00	$0.00
		Released:	$0.00	$0.00	($27,863.00)	$0.00	$0.00	$0.00	$0.00	$0.00	$0.00	$0.00	$0.00	$0.00	($27,863.00)
														Remaining:	*
Culpeper District-wide															
	116006	**District-wide Curve Delineation Installations - VARIOUS; VARIOUS (0.8200 MI)**													
	FedID(s)	**9677097, 9677106**													
	9999	**TIP:**	$0.00	$0.00	$0.00	$0.00	$0.00	$0.00	$0.00	$0.00	$0.00	$0.00	$0.00	$0.00	$0.00
	InCO	**Obligated:**	$0.00	$0.00	$0.00	$0.00	$0.00	$0.00	$0.00	$0.00	$0.00	$0.00	$0.00	$0.00	$0.00
		Released:	$0.00	$0.00	($258,347.40)	$0.00	$0.00	$0.00	$0.00	$0.00	$0.00	$0.00	$0.00	$0.00	($258,347.40)
														Remaining:	*
Culpeper District-wide															
	129724	**SAFETY PRE-SCOPING-HIGHWAY-RAIL SAFETY PROJECTS-CULPEPER - Various; Various**													
	FedID(s)	**9677138**													
	9999	**TIP:**	$0.00	$0.00	$0.00	$0.00	$0.00	$0.00	$0.00	$0.00	$0.00	$0.00	$0.00	$0.00	$0.00
		Obligated:	$0.00	$0.00	$300,000.00	$0.00	$0.00	$0.00	$0.00	$0.00	$0.00	$0.00	$0.00	$0.00	$300,000.00
														Remaining:	*
Multi-jurisdictional: Charlottesville MPO															
	124020	**#SMART24 AVON STREET MULTIMODAL IMP- AVON TO DRUID - ROUTE 1101; DRUID AVENUE (0.4700 MI)**													

STIP Grouping Detail

Charlottesville MPO Study Area

Federal Obligated Funds: October 1, 2025 - September 30, 2026

District / Jurisdiction	UPC / Description		NHS/NHPP	NHFP	STP/STBG	EB/MG	CMAQ	HIP	RSTP	BR/BROS	DEMO	PROTECT	NEVI	CRP	TOTAL
			Funding Source/Amount												
	FedID(s) 5104348														
	3407	TIP:	$0.00	$0.00	$0.00	$0.00	$0.00	$0.00	$0.00	$0.00	$0.00	$0.00	$0.00	$0.00	$0.00
		Obligated:	$0.00	$0.00	$352,342.00	$0.00	$0.00	$0.00	$0.00	$0.00	$0.00	$0.00	$0.00	$0.00	$352,342.00
														Remaining:	*
	T9936506 - CONSTRUCTION : SAFETY/ITS/OPERATIONAL IMPROVEMENTS SUBTOTAL														
		TIP:	$1,547,164.00	$0.00	$5,005,957.00	$3,161,756.00	$0.00	$0.00	$0.00	$0.00	$0.00	$0.00	$0.00	$0.00	$9,714,877.00
		Obligated:	$6,403,560.25	$0.00	$4,190,139.85	$1,254,280.00	$0.00	$0.00	$0.00	$0.00	$0.00	$0.00	$0.00	$270,565.00	$12,118,545.10
		Released:	($485,160.00)	$0.00	($299,235.37)	$0.00	$0.00	$0.00	$0.00	$0.00	$0.00	$0.00	$0.00	$0.00	($784,395.37)
														Remaining:	*
	T9936507 - Construction : Bridge Rehabilitation/Replacement/Reconstruction														
Albemarle County															
	110000 #SGR18VB - RT 641 FRAYS MILL RD STR 709 OVER MARSH RUN - 0.03 MI. FROM RTE. 743; 2.37 MI. TO RTE. 606 (0.0050 MI)														
	FedID(s) 5104278, 5104303, 5104325														
	0641	TIP:	$0.00	$0.00	$0.00	$0.00	$0.00	$0.00	$0.00	$0.00	$0.00	$0.00	$0.00	$0.00	$0.00
	InCO	Obligated:	$0.00	$0.00	$0.00	$0.00	$0.00	$0.00	$0.00	$820,843.00	$0.00	$0.00	$0.00	$0.00	$820,843.00
														Remaining:	*
Albemarle County															
	111378 #SGR18VB - RT 708 RED HILL RD STRUCT 792 OVER N.F. HARDWARE - 0.022 MI. E. of North Fork Hardware River ; 0.113 Mi. W. of Norht Fork Hardware River (0.0870 MI)														
	FedID(s) 5104273, 5104313, 5104319														
	0708	TIP:	$0.00	$0.00	$0.00	$0.00	$0.00	$0.00	$0.00	$0.00	$0.00	$0.00	$0.00	$0.00	$0.00
	InCO	Obligated:	$0.00	$0.00	$0.00	$0.00	$0.00	$0.00	$0.00	$0.00	$0.00	$0.00	$0.00	$0.00	$0.00
		Released:	$0.00	$0.00	$0.00	$0.00	$0.00	$0.00	$0.00	($118,458.12)	$0.00	$0.00	$0.00	$0.00	($118,458.12)
														Remaining:	*
Albemarle County															
	111776 #SGR18VB - RT 601 SUPERSTRUCTURE REPLACE. STR. 6261 - 0.047 MI. W. RTE. 29/250 BYPASS; 0.047 MI. E, RTE. 29/250 BYPASS (0.0880 MI)														
	FedID(s) 0027054, 5104311, 5104344														
	0601	TIP:	$0.00	$0.00	$0.00	$0.00	$0.00	$0.00	$0.00	$0.00	$0.00	$0.00	$0.00	$0.00	$0.00
	InCO	Obligated:	$94,961.00	$0.00	$0.00	$0.00	$0.00	$0.00	$0.00	$0.00	$0.00	$0.00	$0.00	$0.00	$94,961.00
														Remaining:	*
Albemarle County															
	127676 #SGR26VB-RTE 64-FED IDS 562-563-BR REHAB - 0.03 MILES WEST OF MOORES CREEK; 0.03 MILES EAST OF MOORES CREEK (0.7000 MI)														
	FedID(s) 0642190														
	0064	TIP:	$0.00	$0.00	$0.00	$0.00	$0.00	$0.00	$0.00	$0.00	$0.00	$0.00	$0.00	$0.00	$0.00
		Obligated:	$490,800.00	$0.00	$0.00	$0.00	$0.00	$0.00	$0.00	$0.00	$0.00	$0.00	$0.00	$0.00	$490,800.00
														Remaining:	*
Culpeper District-wide															
	128651 CULPEPER BRIDGE PAINTING #1 - VARIOUS; LOCATIONS														
	FedID(s) 9677132, 9677133														
	8651	TIP:	$0.00	$0.00	$0.00	$0.00	$0.00	$0.00	$0.00	$0.00	$0.00	$0.00	$0.00	$0.00	$0.00
		Obligated:	$0.00	$0.00	$0.00	$0.00	$0.00	$3,592,224.00	$0.00	$0.00	$0.00	$0.00	$0.00	$0.00	$3,592,224.00
														Remaining:	*
	T9936507 - CONSTRUCTION : BRIDGE REHABILITATION/REPLACEMENT/RECONSTRUCTION SUBTOTAL														
		TIP:	$0.00	$0.00	$0.00	$0.00	$0.00	$0.00	$0.00	$0.00	$0.00	$0.00	$0.00	$0.00	$0.00
		Obligated:	$585,761.00	$0.00	$0.00	$0.00	$0.00	$3,592,224.00	$0.00	$820,843.00	$0.00	$0.00	$0.00	$0.00	$4,998,828.00
		Released:	$0.00	$0.00	$0.00	$0.00	$0.00	$0.00	$0.00	($118,458.12)	$0.00	$0.00	$0.00	$0.00	($118,458.12)
														Remaining:	*
	MPO SUBTOTAL														
		TIP:	$2,075,784.00	$1,877,503.00	$31,687,890.00	$3,161,756.00	$0.00	$0.00	$0.00	$0.00	$0.00	$0.00	$0.00	$0.00	$38,802,933.00
		Obligated:	$10,073,631.25	$0.00	$6,970,342.85	$1,254,280.00	$0.00	$3,592,224.00	$0.00	$820,843.00	$0.00	$0.00	$0.00	$270,565.00	$22,981,886.10
		Released:	($485,160.00)	$0.00	($794,873.37)	$0.00	$0.00	$0.00	$0.00	($118,458.12)	$0.00	$0.00	$0.00	$0.00	($1,398,491.49)

STIP Grouping Detail

Charlottesville MPO Study Area

Federal Obligated Funds: October 1, 2025 - September 30, 2026

		Funding Source/Amount												
District / Jurisdiction	UPC / Description	NHS/NHPP	NHFP	STP/STBG	EB/MG	CMAQ	HIP	RSTP	BR/BROS	DEMO	PROTECT	NEVI	CRP	TOTAL
													Remaining:	$15,821,046.90

STIP Transactions

Charlottesville MPO Study Area

Federal Obligated Funds: October 1, 2025 - September 30, 2026

District / Jurisdiction	UPC / Description	Funding Source/Amount												
		NHS/NHPP	NHFP	STP/STBG	EB/MG	CMAQ	HIP	RSTP	BR/BROS	DEMO	PROTECT	NEVI	CRP	TOTAL
													Remaining:	*
Public Transportation														
0	No projects identified in the MPO Area													
	TIP:	$0.00	$0.00	$0.00	$0.00	$0.00	$0.00	$0.00	$0.00	$0.00	$0.00	$0.00	$0.00	$0.00
													Remaining:	*
Rail														
0	No projects identified in the MPO Area													
	TIP:	$0.00	$0.00	$0.00	$0.00	$0.00	$0.00	$0.00	$0.00	$0.00	$0.00	$0.00	$0.00	$0.00
													Remaining:	*
Enhancement														
0	No projects identified in the MPO Area													
	TIP:	$0.00	$0.00	$0.00	$0.00	$0.00	$0.00	$0.00	$0.00	$0.00	$0.00	$0.00	$0.00	$0.00
													Remaining:	*
Grouping														
G507	Construction : Bridge Rehabilitation/Replacement/Reconstruction - (T9936507)													
6507	TIP:	$0.00	$0.00	$0.00	$0.00	$0.00	$0.00	$0.00	$0.00	$0.00	$0.00	$0.00	$0.00	$0.00
	Obligated:	$585,761.00	$0.00	$0.00	$0.00	$0.00	$3,592,224.00	$0.00	$820,843.00	$0.00	$0.00	$0.00	$0.00	$4,998,828.00
	Released:	$0.00	$0.00	$0.00	$0.00	$0.00	$0.00	$0.00	($118,458.12)	$0.00	$0.00	$0.00	$0.00	($118,458.12)
													Remaining:	*
G506	Construction : Safety/ITS/Operational Improvements - (T9936506)													
6506	TIP:	$1,547,164.00	$0.00	$5,005,957.00	$3,161,756.00	$0.00	$0.00	$0.00	$0.00	$0.00	$0.00	$0.00	$0.00	$9,714,877.00
	Obligated:	$6,403,560.25	$0.00	$4,190,139.85	$1,254,280.00	$0.00	$0.00	$0.00	$0.00	$0.00	$0.00	$0.00	$270,565.00	$12,118,545.10
	Released:	($485,160.00)	$0.00	($299,235.37)	$0.00	$0.00	$0.00	$0.00	$0.00	$0.00	$0.00	$0.00	$0.00	($784,395.37)
													Remaining:	*
G505	Maintenance : Traffic and Safety Operations - (T9936505)													
6505	TIP:	$0.00	$0.00	$3,063,579.00	$0.00	$0.00	$0.00	$0.00	$0.00	$0.00	$0.00	$0.00	$0.00	$3,063,579.00
	Obligated:	$0.00	$0.00	$1,815,500.00	$0.00	$0.00	$0.00	$0.00	$0.00	$0.00	$0.00	$0.00	$0.00	$1,815,500.00
													Remaining:	$1,248,079.00
G504	Maintenance : Preventive Maintenance for Bridges - (T9936504)													
6504	TIP:	$528,620.00	$1,877,503.00	$2,195,033.00	$0.00	$0.00	$0.00	$0.00	$0.00	$0.00	$0.00	$0.00	$0.00	$4,601,156.00
	Obligated:	$63,200.00	$0.00	$0.00	$0.00	$0.00	$0.00	$0.00	$0.00	$0.00	$0.00	$0.00	$0.00	$63,200.00
													Remaining:	$4,537,956.00
G503	Maintenance : Preventive Maintenance and System Preservation - (T9936503)													
6503	TIP:	$0.00	$0.00	$21,182,673.00	$0.00	$0.00	$0.00	$0.00	$0.00	$0.00	$0.00	$0.00	$0.00	$21,182,673.00
	Obligated:	$3,021,110.00	$0.00	$0.00	$0.00	$0.00	$0.00	$0.00	$0.00	$0.00	$0.00	$0.00	$0.00	$3,021,110.00
													Remaining:	$18,161,563.00

STIP Transactions

Charlottesville MPO Study Area

Federal Obligated Funds: October 1, 2025 - September 30, 2026

District / Jurisdiction	UPC / Description		Funding Source/Amount											
			NHS/NHPP	NHFP	STP/STBG	EB/MG	CMAQ	HIP	RSTP	BR/BROS	DEMO	PROTECT	NEVI	CRP	TOTAL
	G501	Construction : Transportation Alternatives/Byway/Non-Traditional - (T9936501)													
	6501	TIP:	$0.00	$0.00	$240,648.00	$0.00	$0.00	$0.00	$0.00	$0.00	$0.00	$0.00	$0.00	$0.00	$240,648.00
		Obligated:	$0.00	$0.00	$964,703.00	$0.00	$0.00	$0.00	$0.00	$0.00	$0.00	$0.00	$0.00	$0.00	$964,703.00
		Released:	$0.00	$0.00	($495,638.00)	$0.00	$0.00	$0.00	$0.00	$0.00	$0.00	$0.00	$0.00	$0.00	($495,638.00)
														Remaining:	*
	GROUPING SUBTOTAL														
		TIP:	$2,075,784.00	$1,877,503.00	$31,687,890.00	$3,161,756.00	$0.00	$0.00	$0.00	$0.00	$0.00	$0.00	$0.00	$0.00	$38,802,933.00
		Obligated:	$10,073,631.25	$0.00	$6,970,342.85	$1,254,280.00	$0.00	$3,592,224.00	$0.00	$820,843.00	$0.00	$0.00	$0.00	$270,565.00	$22,981,886.10
		Released:	($485,160.00)	$0.00	($794,873.37)	$0.00	$0.00	$0.00	$0.00	($118,458.12)	$0.00	$0.00	$0.00	$0.00	($1,398,491.49)
														Remaining:	$15,821,046.90
	MPO SUBTOTAL														
		TIP:	$2,235,665.00	$1,877,503.00	$31,687,890.00	$3,161,756.00	$0.00	$0.00	$0.00	$80,299.00	$0.00	$0.00	$0.00	$0.00	$39,043,113.00
		Obligated:	$10,660,362.23	$0.00	$7,128,872.85	$1,254,280.00	$0.00	$3,592,224.00	$0.00	$820,843.00	$0.00	$0.00	$0.00	$270,565.00	$23,727,147.08
		Released:	($485,160.00)	$0.00	($1,123,691.16)	$0.00	$0.00	$0.00	$0.00	($118,458.12)	$0.00	$0.00	$0.00	$0.00	($1,727,309.28)
														Remaining:	$15,315,965.92

Annual Obligation Report - Field Key (Bottom)

STIP Transactions

Northern Virginia MPO Study Area

Federal Obligated Funds: October 1, 2025 - September 30, 2026

District / Jurisdiction	UPC / Description	NHS/NHPP	NHFP	STP/STBG	EB/MG	CMAQ	HIP	RSTP	BR/BROS	DEMO	PROTECT	NEVI	CRP	TOTAL
						Funding Source/Amount								
						Urban								
Herndon														
	105521 #HB2.FY17 WIDEN EAST SPRING STREET - 0.168 MILE WEST OF HERNDON PARKWAY; 0.063 MILE EAST OF FAIRFAX COUNTY PARKWAY ON-RAMP (0.3660 MI)													
	FedID(s) 5A01749, 5B01040													
	0000 (1)TIP:	$0	$0	$0	$0	$0	$0	$148,888	$0	$0	$0	0	$0	(1A)$148,888
	(2)Obligated:	$0	$0	$0	$0	$0	$0	$153,493	$0	$0	$0	0	$0	(2A)$153,493
													(3)Remaining:	*
Leesburg														
	102895 SYCOLIN ROAD - WIDEN TO FOUR LANES (PH IV) - Claudia Drive; Tolbert Lane SE (1.0180 MI)													
	FedID(s) 5A01741													
	0000 (1)TIP:	$0	$0	$0	$0	$0	$0	$0	$0	$0	$0	0	$0	(1A)$0
	InCO (2)Obligated:	$0	$0	$0	$0	$0	$0	$1,382,818	$0	$0	$0	0	$0	(2A)$1,382,818
													(3)Remaining:	*
Manassas														
	96721 ROUTE 28 WIDENING - MANASSAS - 0.145 Mi South of Pennsylvania Avenue; 0.163 Mi North of Godwin Drive (1.0000 MI)													
	FedID(s) 5A01227, 5A01456													
	0028 (1)TIP:	$0	$0	$0	$0	$0	$0	$123,773	$0	$0	$0	0	$0	(1A)$123,773
	(2)Obligated:	$0	$0	$0	$0	$0	$0	$120,497	$0	$0	$0	0	$0	(2A)$120,497
													(3)Remaining:	$3,276
													0	
	URBAN SUBTOTAL													
	(4)TIP:	$0	$0	$0	$0	$0	$0	$272,661	$0	$0	$0	$0	$0	(4A)$272,661
	(5)Obligated:	$0	$0	$0	$0	$0	$0	$1,656,808	$0	$0	$0	$0	$0	(5A)$1,656,808
	(R)Released:	$0	$0	$0	$0	$0	$0	$0	$0	$0	$0	$0	$0	$0
													(6)Remaining:	*
	MPO SUBTOTAL													
	(7)TIP:	$99,775,953	$0	$52,076,159	$8,825,335	$12,441,916	$15,232,713	$29,648,464	$0	$0	$0	$0	$0	(7A)$218,000,540
	(8)Obligated:	$128,431,075	$429,600	$31,160,831	$3,609,140	$18,872,315	$20,514,031	$38,782,767	$11,575,247	$7,425,670	$0	$0	$0	(8A)$260,800,676
	(R)Released:	($14,619,576)	$0	($9,423,045)	$0	($6,677,184)	$0	($19,773,717)	$0	($51,167)	$0	$0	$0	($50,544,689)
													(9) Remaining:	*

PROJECT OBLIGATIONS

- **(1)** Planned obligations by Fund Source
- **(2)** Actual obligations by Fund Source
- **(1A)** Total **planned** obligations
- **(2A)** Total **actual** obligations
- (3) Difference between FFY26 actual obligations vs. FFY26 planned obligations (Funds Remaining Available for Subsequent Years)
  *indicates no funds remain
- **(R)** Obligations released from the Project
- **(InCO)** Project in closeout/final vouchered
- **(FedID(s))** FMIS ID associated with UPC

Sliding Scale (Estimate change requiring an amendment)	
STIP Estimate Amount (millions)	Limit Requiring Amendment
Up to $2	100%
> $2 to $10	50%
> $10 to $20	25%
> $20 to $35	15%
> $35	10%

SYSTEM SUBTOTAL

- **(4)** Total planned obligations by Fund Source by System
- **(5)** Total actual obligations by Fund Source by System
- **(4A)** Total **planned** obligations of System
- **(5A)** Total **actual** obligations for System
- (6) Difference between FFY26 actual obligations vs. FFY26 planned obligations (Funds Remaining Available for Subsequent Years)

MPO SUBTOTAL

- **(7)** Total planned obligations by MPO by Fund Source for all systems
- **(8)** Total actual obligations by MPO by Fund Source for all Systems
- **(7A)** Grand Total of ALL FUND SOURCES planned obligations for MPO for all systems
- **(8A)** Grand Total of ALL FUND SOURCES actual obligations for all systems
- (9) Difference between FFY26 actual obligations vs. FFY26 planned obligations (Funds Remaining Available for Subsequent Years)
  *indicates no funds remain

Notes:

A. For projects where obligations identified with no TIP amount identified - The transaction was a modification and based on the sliding scale, no TIP action was required; and/or project closeout (InCO)

B. For projects where the obligated amount exceeds the TIP amount identified - Based on the total estimated cost of the project phase vs. the sliding scale, no TIP action was required; and/or AC conversion

C. By project; Funds indicated "( )" denote release of obligation

D. Release obligations are not calculated in any totals

Federal Transit Administration (FTA) FFY26 Annual Obligation Report

Obligation Amounts by Federal Funding Source

MPO (All)

Sum of FTA funds Row Labels	Column Labels 5304	5303	5307-2A	5310-1A	5311-1A	5329	5337	5339 (Discretionary)	5339-1	CMAQ (Flex)	Community Project Funding	CRP (Flex)	STP (Flex)	Grand Total
CENTRAL SHENANDOAH PLANNING DISTRICT COMMISSION														
CAPITAL COST OF 3RD PARTY CONTRACTING			579,660											579,660
UP TO 50% FEDERAL SHARE			518,312											518,312
CENTRAL SHENANDOAH PLANNING DISTRICT COMMISSION Total			**1,097,972**											**1,097,972**
CITY OF ALEXANDRIA, VIRGINIA														
BUY REPLACEMENT 40-FT BUS								10,939,552						10,939,552
CITY OF ALEXANDRIA, VIRGINIA Total								**10,939,552**						**10,939,552**
CITY OF CHARLOTTESVILLE														
BUY 35-FT BUS FOR EXPANSION									310,499					310,499
BUY REPLACEMENT <30 FT BUS									310,499					310,499
CITY OF CHARLOTTESVILLE Total									**620,998**					**620,998**
CITY OF FREDERICKSBURG														
ACQUIRE - ADP HARDWARE									12,600					12,600
ACQUIRE - ADP SOFTWARE									16,800					16,800
BUY ASSOC CAP MAINT ITEMS									11,200					11,200
ENG/DESIGN - ADMIN/MAINTENANCE FACILITY									67,200					67,200
ENG/DESIGN - SHOP EQUIPMENT									2,100					2,100
PREVENTIVE MAINTENANCE			720,000											720,000
UP TO 50% FEDERAL SHARE			3,657,000											3,657,000
CITY OF FREDERICKSBURG Total			**4,377,000**						**109,900**					**4,486,900**
CITY OF SUFFOLK														
BUY REPLACEMENT 30-FT BUS			477,792						82,558					560,350
CITY OF SUFFOLK Total			**477,792**						**82,558**					**560,350**
CITY OF WINCHESTER														
BUY <30-FT BUS FOR EXPANSION			43,910											43,910
UP TO 50% FEDERAL SHARE			1,017,166											1,017,166
CITY OF WINCHESTER Total			**1,061,076**											**1,061,076**
DISTRICT THREE GOVERNMENTAL COOPERATIVE														
BUY REPLACEMENT <30 FT BUS			140,000											140,000
REHAB/RENOVATE - ADMIN/MAINT FACILITY			24,000											24,000
UP TO 50% FEDERAL SHARE			248,222											248,222
DISTRICT THREE GOVERNMENTAL COOPERATIVE Total			**412,222**											**412,222**
GREATER LYNCHBURG TRANSIT CO														
UP TO 50% FEDERAL SHARE			4,691,013											4,691,013
GREATER LYNCHBURG TRANSIT CO Total			**4,691,013**											**4,691,013**
Greater Roanoke Transit Company Inc														
ACQUIRE - ADP HARDWARE									48,000					48,000
ACQUIRE - SHOP EQUIPMENT									120,000					120,000
ACQUIRE - SUPPORT VEHICLES									88,137					88,137
PREVENTIVE MAINTENANCE			1,795,347											1,795,347
REHAB/RENOVATE - ADMIN/MAINT FACILITY									56,000					56,000
SPECIAL RULE - OPERATING ASSISTANCE /1 - 75 BUSES			5,386,038											5,386,038
Greater Roanoke Transit Company Inc Total			**7,181,385**						**312,137**					**7,493,522**
HARRISONBURG, CITY OF														
ACQUIRE - SUPPORT VEHICLES			50,960											50,960
PURCHASE COMMUNICATIONS SYSTEM			1,600,000											1,600,000
UP TO 50% FEDERAL SHARE			4,096,000											4,096,000
HARRISONBURG, CITY OF Total			**5,746,960**											**5,746,960**
OLD DOMINION TRANSIT MANAGEMENT CO														
ACQUIRE - ADP SOFTWARE			317,000											317,000
ACQUIRE - SHOP EQUIPMENT			199,073											199,073
ACQUIRE - SUPPORT VEHICLES			175,000											175,000
BUY REPLACEMENT VAN			840,000						1,490,000					2,330,000
CAPITAL COST OF 3RD PARTY CONTRACTING			440,000											440,000
NON FIXED ROUTE ADA PARATRANSIT SERVICE			1,264,000											1,264,000
PREVENTIVE MAINTENANCE			6,650,000											6,650,000
OLD DOMINION TRANSIT MANAGEMENT CO Total			**9,885,073**						**1,490,000**					**11,375,073**
PETERSBURG, CITY OF														
ACQUIRE - ADP HARDWARE									70,000					70,000
ACQUIRE - MISC SUPPORT EQUIPMENT									4,749					4,749
ACQUIRE - SUPPORT VEHICLES									15,400					15,400
PREVENTIVE MAINTENANCE			1,106,884											1,106,884

REHAB/RENOVATE - ADMINISTRATIVE FACILITY							14,280				14,280
SPECIAL RULE - OPERATING ASSISTANCE /1 - 75 BUSES			1,331,382								1,331,382
PETERSBURG, CITY OF Total			**2,438,266**				**104,429**				**2,542,695**
POTOMAC & RAPPAHANNOCK TRANSPORTATION COMMISSION											
ACQUIRE - SUPPORT VEHICLES			90,047								90,047
BUY REPLACEMENT 40-FT BUS			3,356,916				423,084				3,780,000
BUY REPLACEMENT COMMUTER BUS								2,304,119			2,304,119
BUY REPLACEMENT VAN			264,000								264,000
BUY VAN FOR SVC EXPANSION			264,000								264,000
CONSTRUCT - BUS PASSENGER SHELTERS			1,280,000					169,922			1,449,922
ENG/DESIGN - RAIL STATION			2,791,554								2,791,554
PREVENTIVE MAINTENANCE			5,120,000								5,120,000
PROJECT ADMINISTRATION (RAIL)			171,128								171,128
Purchase - Rail Service Expansion					11,570,266						11,570,266
REHAB/RENOV - MISC RAIL EQUIPMENT					2,075,018						2,075,018
REHAB/RENOV - RAIL STATION					41,139,205						41,139,205
TERMINAL, INTERMODAL (TRANSIT)			3,938,951								3,938,951
POTOMAC & RAPPAHANNOCK TRANSPORTATION COMMISSION Total			**17,276,596**		**54,784,489**		**423,084**	**2,474,041**			**74,958,210**
RAIL AND PUBLIC TRANSPORTATION, VIRGINIA DEPARTMENT OF											
3RD PARTY CONTRACTED SERVICES (5310 ONLY)				3,328,810							3,328,810
ACQUIRE - ADP HARDWARE				7,227			425,301				432,528
ACQUIRE - ADP SOFTWARE				71,256							71,256
ACQUIRE - BUS ROUTE SIGNING				168							168
ACQUIRE - MISC SUPPORT EQUIPMENT				48,291			24,445				72,736
ACQUIRE - SHOP EQUIPMENT				90,460			1,916				92,376
ACQUIRE - STORAGE FACILITY				1,275							1,275
ACQUIRE - SUPPORT VEHICLES				64,661							64,661
ADMINISTRATIVE EXPENSES					442,396						442,396
BUY <30-FT BUS FOR EXPANSION				129,360							129,360
BUY REPLACEMENT <30 FT BUS				2,041,010		7,021,239					9,062,249
BUY REPLACEMENT TROLLEY BUS				296,800							296,800
BUY REPLACEMENT VAN				3,842,935	182,791	1,600,657					5,626,383
BUY VAN FOR SVC EXPANSION				737,737	13,772						751,509
CAPITAL COST OF 3RD PARTY CONTRACTING					995,670						995,670
CONSTRUCT - ADMIN/MAINT FACILITY										1,512,053	1,512,053
CONSULTANT SERVICES					662,974						662,974
LONGTERM TRANS PLAN - SYSTEM LEVEL		3,298,905									3,298,905
MOBILITY MANAGEMENT (5302(A)(1)(L))				2,575,284	87,583						2,662,867
PREVENTIVE MAINTENANCE					129,781						129,781
PROGRAM SUPPORT ADMINISTRATION	1,668,682	2,746,730									4,415,412
REHAB/RENOVATE - ADMIN/MAINT FACILITY					252,471						252,471
SHORT RANGE TRANSIT PLANNING		2,562,004									2,562,004
TRAINING					830,380						830,380
UP TO 50% FEDERAL SHARE				3,086,733	35,389,343						38,476,076
RAIL AND PUBLIC TRANSPORTATION, VIRGINIA DEPARTMENT OF Total	**1,668,682**	**8,607,639**		**13,571,499**	**40,632,299**	**1,105,370**	**8,621,896**	**451,662**		**1,512,053**	**76,171,100**
TOWN OF BLACKSBURG											
ACQUIRE - SHOP EQUIPMENT							21,588				21,588
BUY REPL ARTICULATED BUS							3,356,652				3,356,652
BUY REPLACEMENT <30 FT BUS							233,912				233,912
BUY REPLACEMENT 35-FT BUS							1,441,587				1,441,587
CONSTRUCT - MISC BUS STATION EQUIPMENT							39,200				39,200
CONSTRUCT POWER DISTRIB SUBSTATION							560,000				560,000
PURCHASE COMMUNICATIONS SYSTEM							3,080				3,080
PURCHASE POWER DISTRIB SUBSTATION							245,000				245,000
UP TO 50% FEDERAL SHARE			4,176,233								4,176,233
TOWN OF BLACKSBURG Total			**4,176,233**				**5,901,019**				**10,077,252**
TRANSPORTATION DISTRICT COMMISSION OF HAMPTON ROADS											
3RD PARTY CONTRACTED SERVICES (5310 ONLY)				3,200,000							3,200,000
ACQUIRE - MISC SUPPORT EQUIPMENT			72,072								72,072
ACQUIRE - MOBILE SURV/SECURITY EQUIP			225,501								225,501
ACQUIRE - SUPPORT VEHICLES			95,124								95,124
ACQUIRE - SURVEIL/SECURITY EQUIP			230,622								230,622
BUY REPLACEMENT <30 FT BUS								10,574,264			10,574,264
BUY REPLACEMENT 35-FT BUS										679,960	679,960
BUY REPLACEMENT 40-FT BUS							460,390				460,390
BUY REPLACEMENT VAN			778,774								778,774
BUY VAN FOR SVC EXPANSION							272,667				272,667
CAPITAL COST OF 3RD PARTY CONTRACTING			1,891,000								1,891,000
CONSTRUCT - ADMIN/MAINT FACILITY						25,000,000			5,000,000		30,000,000

CONSTRUCT - BUS STATION			475,899										475,899
CONSTRUCT - MISC. EQUIPMENT			216,300										216,300
ENG/DESIGN - ADMIN/MAINTENANCE FACILITY											80,000		80,000
MOBILITY MANAGEMENT (5302(A)(1)(L))												2,400,000	2,400,000
NON FIXED ROUTE ADA PARATRANSIT SERVICE			2,504,576										2,504,576
PREVENTIVE MAINTENANCE			12,707,000		1,196,000								13,903,000
PREVENTIVE MAINTENANCE (RAIL)					765,000								765,000
PURCHASE SIGNAGE			166,293										166,293
PURCHASE TRAIN CONTROL/SIGNALS					35,560								35,560
REHAB/RENOV - PARK & RIDE FACILITY			222,880										222,880
REHAB/RENOV ENHANCED ADA ACCESS			191,873										191,873
REHAB/RENOV LINE EQUIP/STRUCTURES					70,283								70,283
REHAB/RENOVATE - ADMIN/MAINT FACILITY											717,680	3,767,560	4,485,240
TERMINAL, INTERMODAL (TRANSIT)			172,560										172,560
VEH OVERHAUL (UP TO 20% VEH MAINT)					2,454,400								2,454,400
TRANSPORTATION DISTRICT COMMISSION OF HAMPTON ROADS Total			**19,950,474**	**3,200,000**	**4,521,243**	**25,000,000**	**733,057**	**10,574,264**		**5,000,000**	**797,680**	**6,847,520**	**76,624,238**
WILLIAMSBURG AREA TRANSIT AUTHORITY													
BUY REPLACEMENT 40-FT BUS								4,545,876					4,545,876
PREVENTIVE MAINTENANCE			3,390,783										3,390,783
UP TO 50% FEDERAL SHARE			3,915,602										3,915,602
WILLIAMSBURG AREA TRANSIT AUTHORITY Total			**7,306,385**					**4,545,876**					**11,852,261**
Grand Total	**1,668,682**	**8,607,639**	**86,078,447**	**16,771,499**	**40,632,299**	**1,105,370**	**59,305,732**	**44,561,448**	**10,228,844**	**17,594,181**	**5,000,000**	**797,680**	**8,359,573**	**300,711,394**

Charlottesville Area Transit
Annual Obligation Report
2026

	FEDERAL FUNDS	YEAR	CMAQ	RSTP	STP	FTA	OTHER	TOTAL
Governor's Apportionment	FTA 5307	2026				$ 4,095,775.00		$ 4,095,775.00
Expansion Rolling Stock	FTA 5339	2026				$ 728,000.00		$ 728,000.00
Replacement Rolling Stock	FTA 5339	2026				$ 623,840.00		$ 623,840.00
Battery Electric Bus Infrastructure	FTA 5339	2026				$ 770,000.00		$ 770,000.00
A/E Design for Maint. Facility	FTA 5339	2026				$ 162,750.00		$ 162,750.00
TOTAL						**$ 6,380,365.00**		**$ 6,380,365.00**

Thomas Jefferson Planning District Commission

Regional Vision ▪ Collaborative Leadership ▪ Professional Service

MEMORANDUM

To: Charlottesville-Albemarle Metropolitan Planning Organization (CA-MPO) Technical Committee
From: Taylor Lowery, Director of Transportation
Date: December 1, 2026
Subject: CA-MPO Agenda Overview and Staff Updates

Purpose: To review current agenda items under consideration and inform Technical Committee members of CA-MPO programs and activities.

1. **Call to Order**
   a. Call to Order, Roll Call – *Chair, Ben Chambers & Eamon Lauster*
   b. *Remote participation of voting members – *Chair, Ben Chambers*

2. **Matters from the Public** – *Chair, Ben Chambers*
   a. Comments by the public are limited to three minutes per speaker.

3. ***General Administration** – *Chair, Ben Chambers*
   a. *Review and Acceptance of the Agenda
   b. *Approval of the Draft August 26, 2026, Meeting Minutes

4. **New Business**
   a. Federal Performance Targets – *Taylor Lowery*
   CA-MPO staff will provide an overview of federal performance targets and present options for consideration.

   b. CA-MPO FFY26 Annual Obligation Report – *Taylor Lowery*
   CA-MPO staff will provide the FFY26 Annual Obligation Report (AOR). The AOR includes all projects and strategies listed in the Transportation Improvement Program (TIP) for which federal funds were obligated during the immediately preceding program year. It is a federal reporting requirement, but does not require committee action or approval.

5. **Staff Updates**
   a. Staff Updates – *Taylor Lowery*

- **Project Pipeline and STARS Studies**
  CA-MPO/TJPDC staff are serving on stakeholder working groups for Project Pipeline and STARS planning studies being conducted throughout the region. Kickoff meetings have been held for the following study locations:
    - Peston and Ridge McIntire (Charlottesville)
    - E. High St from Locust Ave to US 250 Bypass (Charlottesville)
    - US 29 from Frays Mill Rd to Matthew Mill Rd (Greene/Albemarle)
    - US 29 at Airport Rd (Albemarle)
    - US 33 and Shannon Hill Rd (Louisa County)
    - US 29 and VA 6 (Nelson County)

  The kickoff meeting for the I-64 Exit 118 study location will be held in early December.

401 East Water Street ▪ Post Office Box 1505 ▪ Charlottesville, Virginia 22902-1505
Telephone (434) 979-7310 ▪ **Fax** (434) 979 1597 ▪ **Virginia Relay Users:** 711 (TDD) ▪ **email:** info@tjpdc.org ▪ **web:** www.tjpdc.org

- **Charlottesville-Albemarle Regional Transit Authority (CARTA)**
  At the November 12, 2026, meeting, the Charlottesville-Albemarle Regional Transit Authority (CARTA) received an overview of the Williamsburg Area Transit Authority (WATA). Materials from the meeting can be accessed at https://ca-mpo.org/carta/.

- **Commonwealth Transportation Board**
  The CTB conducted a public meeting in the VDOT Culpeper District on November 10th to provide citizens the opportunity to provide comments on multimodal initiatives, projects, and programs across the Commonwealth. Representatives from the Office of Intermodal Planning and Investment (OIPI), VDOT, and the Virginia Department of Rail and Public Transportation (DRPT) were in attendance. No CTB Workshop or Action meeting were held in November.

- **CA-MPO Benchmarking Activity**
  As part of the approved FY27 Unified Planning Work Program (UPWP), CA-MPO staff are conducting a benchmarking effort to identify how other metropolitan planning organizations (MPOs) organize and carry out transportation planning activities. Staff have completed the first technical report, which covers federal and state regional planning context and an overview of Virginia MPOs. Staff are developing materials to begin outreach to MPO partners for the next portion of the project.

- **Rural Transportation**
  TJPDC staff are completing an update to the Rural Long Range Plan, which is the long range vision for transportation improvements in the region's rural jurisdictions over a 20-year planning horizon. Staff have completed draft chapters for "Existing Conditions: Demographics and Commuting" and "Assessment of the Regional Transportation System". At the November 4, 2026, Rural Transportation Advisory Committee (RTAC) meeting, plan goals were recommended for approval. The TJPD Commission will take action to approve plan goals at the December 3, 2026, meeting. Materials can be found at https://tjpdc.org/our-work/rural-transportation-program/advisory-committee/.

- **Freight Generator Site Mapping**
  Planning District Commissions were asked to help update VDOT's statewide freight generator database. TJPDC staff conducted an initial review of freight generator sites using locations pre-identified in the database and satellite imagery and completed local staff outreach for validation. This data will inform scoring for the current round of SMART SCALE under the Economic Development factor.

- **TJPDC Regional Planner Recruitment**
  The TJPDC is recruiting a Regional Planner III to support its transportation programs, with significant involvement in the work of the Charlottesville-Albemarle MPO. Committee members are encouraged to share the opportunity with their professional networks; it is open until filled. The full description and application instructions are available on the TJPDC website at https://tjpdc.org/apply-regional-planner-iii/.

- **DRPT November Agency Update**

6. **Other Business** – *Chair, Ben Chambers*
   a. Policy Board Members Roundtable Updates

7. **Additional Matters From the Public** – *Chair, Ben Chambers*
   a. Comments by the public are limited to three minutes per speaker.

8. **Adjourn** – *Chair, Ben Chambers*
   a. **Next Regular Meeting** – February 2, 2027, at 10am (In-Person)

DRPT Agency Update – November 2026

Employee Updates

New Hires

- Dubary Brea – Senior Director of Financial Strategy and Oversight (NoVA Office)
- Melinda Anderson – Senior Business Analyst (RVA Office)
- Grace Elebute - Senior Business Analyst (RVA Office)
- Ari Rickman – TOD Planner (NoVA Office), starting November 10

Opportunities

- Chief Financial Officer (SCO) – Open now until November 16th
- Communications Specialist - Open now until November 2nd
- IT Manager/Deputy ISO – Coming Soon

5303 Updates

FTA/FHWA has approved our 5303 TrAMS application.

There will be no updates to the Master Agreements this year; new contracts have been distributed in WebGrants. Please sign and return as soon as possible.

FY2028 Grant Application Cycle

DRPT will begin accepting applications for rail, transit, and commuter assistance grants for the Fiscal Year 2028 at 12:01 A.M. on **Tuesday, December 1, 2026**. The annual grant application period runs through **Monday, February 1, 2027**. Funds for rail, transit, human services transportation, and commuter assistance are available from multiple state and federal sources to support public transit services, human service transportation, planning, transportation demand management, and rail programs in Virginia. Current Application Guidance for transit grants, including eligible project categories, is available in the latest version of **DRPT's Blue Book** and the **5310 Guidebook for Human Services Transportation**.

DRPT's public transportation staff will host Fiscal Year 2028 grant application workshops for their partners. Participants will have the opportunity to interact with DRPT's public transportation programming and planning experts regarding the latest information on the FY28 application cycle, including technical assistance and application guidance for all public transportation programs administered by DRPT. All applicants are strongly encouraged to attend these webinars.

Workshop Schedule:

1. **November 16th at 10 AM: 5310/Human Services Transportation New Applicant Grant Workshop** Register Here!
2. **November 17th at 10 AM: Transit Program Grant Workshop** Register Here!
3. **November 18th at 10 AM: Commuter Assistance Program Grant Workshop** Register Here!
4. **November 19th at 10 AM: 5310/Human Services Transportation Returning Applicant Grant Workshop** Register Here!

Prospective rail partners should contact DRPT's rail program managers for further assistance.

Once the application period closes, DRPT will evaluate all submissions and submit recommended project funding to the Commonwealth Transportation Board (CTB) for the Draft FY28 Six-Year Improvement Program (SYIP). A series of statewide public hearings will then be held before the CTB considers the final adoption of the FY28 SYIP next June.

Statewide Rail Plan

The Virginia Department of Rail and Public Transportation (DRPT) invites you to take the second phase of the 2026 Statewide Rail Plan Survey and share your priorities for passenger and freight rail.

Whether you ride the train, rely on rail to move goods, or want better connections for your community, we want to hear from you. The survey takes 5-10 minutes and asks which strategies Virginia should prioritize to improve passenger and freight rail service.

Link to the Survey

As a thank-you for participating, you can choose to enter a drawing for two roundtrip Amtrak Northeast Regional tickets.

The survey is open through early November. Your feedback will build on what we heard during the first survey in March and subsequent public and stakeholder meetings, helping guide rail priorities and investment decisions across the Commonwealth.

DRPT updates the Statewide Rail Plan every four years. The final 2026 plan is expected in early 2027.

Learn more about the Statewide Rail Plan **here**.

Group TAM Plan

The draft TAM plan was released **July 1st** and accepted comments until **July 31st**. The final plan was released in mid-August with communication from DRPT to relevant MPOs for incorporation into TIPs/CLRPs. DRPT hosted a webinar on August 25th, and you can watch the recording **here.**

The TAM plan was adopted on September 30th and MPOs have an 180-day deadline for MPO performance target language on **March 29th, 2027.**

Comments, Questions, and concerns can be directed to your DRPT planner or Grace Stankus – **Grace.Stankus@drpt.virginia.gov**

Statewide TOD Study

The General Assembly has directed DRPT and DHCD to conduct a statewide review to plan, promote, and identify barriers and opportunities for transit-oriented development

around existing and proposed transit and rail stations. The review will also investigate barriers to housing production and the potential for economic development.

The study will be submitted to General Assembly by Dec. 15, 2026, with Phase 2 scheduled to begin in the 2027 calendar year.

Director's Update to CTB – October

This month's DRPT Report to the CTB featured Jaunt turning 50, FXBGO! Turning 30, Commuter Choice is turning 10! Read for yourself in the most recent DRPT Report to the CTB **today**.